

SUPER Disk Bonus • Only \$5.95: Grand Text Adventure!

U.S.A. \$3.95
CANADA \$4.95

Antic[®]

The **ATARI[®]** Resource

JUNE 1988

VOLUME 7, NUMBER 2

POWER UP!

Atari XE Game System

expensive add-ons
deliver full-strength
computing!


Newest Atari Reviews:

XE551 Disk Drive

XE212 Modem

2 XE Game Cartridges

Casio/ST MIDI Special!



For Atari, 1040, and Mega ST Computers:

New!

PUBLISH IT IN LESS THAN AN HOUR!

Includes
• A Money Back Guarantee
• Free Customer Technical Support

Introducing The...

TIMEWORKS DESKTOP PUBLISHER ST™

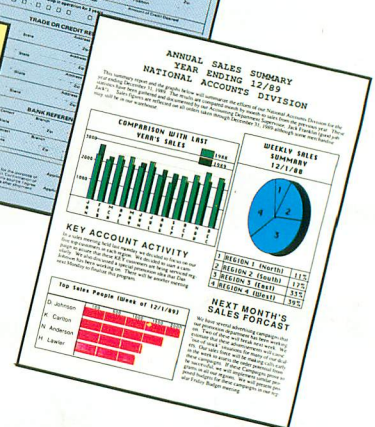

A full-featured, fully integrated desktop publishing powerhouse with word processing, page layout, typesetting, and graphics.

Even if you have no design skills or publishing experience, you can get results in less than an hour with THE TIMEWORKS DESKTOP PUBLISHER ST!

For all its state-of-the-art ability, PUBLISHER ST is incredibly easy to learn—refreshingly so. PUBLISHER ST combines the familiar GEM User Interface, our Quick-Start Mini-Manual, a full complement of Help Screens, and the practical WYSIWYG (What-You-See-Is-What-You-Get) display—all designed to get you up and running in less than one hour!

SPECIAL FEATURES

- **GEM User Interface:** It's fast and easy. Pull-down menus, icons, scroll bars, and dialogue boxes help you learn and use the program quickly. Your display screen shows you exactly what your final product will look like when you print—What-You-See-Is-What-You-Get!
- **Flexible Page Layout:** Use your mouse to overlap, reposition, or resize your text columns & graphics. Change your layout or experiment—almost effortlessly!
- **Built-In Fonts:** Chose from thousands of possible type-style combinations! Opt for bold, italic, underlined, outlined, light, and superscript or subscript characters. Type sizes range from 7 to 96 point.
- **Premium Quality Printouts:** PUBLISHER ST uses a special high density printout format to give you superior quality printouts on your dot matrix or laser printer.
- **Built-In Word Processor:** All the features necessary for everyday word processing, plus most of the sophisticated features found in complete word processing programs.
- **Text Importing:** Load documents directly from WORD WRITER ST, FIRST WORD, and FIRST WORD PLUS,* or from any standard ASCII file.



- **Built-In Graphic Toolbox:** Draw lines, boxes, circles, polygons, and more. Plus, choose from a wide variety of built-in line and fill patterns.
- **Graphics Importing:** Import graphics created with popular drawing programs—such as DEGAS, NEOCHROME, & EASY DRAW.* Crop & scale to fit your document.
- **Kerning & Leading:** Adjustable letter and word spacing add those professional “finishing touches” to your document.
- **Automatic Text Flow & Word Wrap:** Flows text around graphics; and from column to column on the same page, or carries it over to subsequent pages.

For Atari 520, 1040,
& Mega ST Computers*
Sug. Retail Price . . . \$129.95


Available at your local dealer—
or order direct from Timeworks.

Call 1-312-948-9202

TIMEWORKS

444 Lake Cook Rd., Deerfield, IL 60015
312-948-9200

- **Multiple Page Views:** View, edit, and layout pages at actual, double or half-size. Or, reduce them so the entire page fills the screen.
- **Professionally Drawn Graphics:** Ready-to-use art makes your documents even more eye-catching.
- **Plus you get special time-saving features, sample documents & more!**



(Documents do not print out in color.)

© 1988 Timeworks, Inc. All Rights Reserved.

*Registered Trademarks of their respective companies.

American Techna-Vision

For Orders Only - 1-800-551-9995

CA. Orders / Information 415-352-3787

"Providing 8 Bit support with one of the Worlds largest inventories of Atari replacement parts"

- No surcharge for VISA/MasterCard
- Your card is not charged until we ship

800 4 PIECE BOARD SET

Includes Main Board, Power Supply Assembly, CPU Module and 10K Revision B Operating System Module. All boards are new, tested and complete with all components.

\$28⁵⁰

1050 MECHANISM

Factory fresh TANDON mechs. make difficult repairs a snap. Units are complete with Head, Stepper, Spindle motor etc. Just plug in, no difficult alignments or adjustments required.

\$47⁵⁰

2400 BAUD MODEM

Mitak Hayes compatible. Auto dial, auto answer. 0-300/1200/2400 baud Internal speaker. Auto baud rate and format adjustment. Touch tone and pulse dialing. Auto busy redial.

Works with All Atari's
8 bit requires interface. **\$159⁹⁵**
ST Cable sold separately.

POWER PACKS

Exact replacement transformer for 800/400, 1050, 810, 1200XL, 850 and 1020 units. Replaces older "weaker" units. Atari part #CO17945.

\$14⁵⁰

400 3 PIECE BOARD SET

Includes Main Board, Power Supply Assembly and CPU Module. All boards are new, tested and complete with all components.

\$19⁵⁰

JOYSTICK

Works with all Atari Computers

ORIGINAL STYLE **\$7⁰⁰**

ATARIWRITER CARTRIDGE

Popular cartridge version turns any 8 bit Atari into a powerful word processor. Written by Atari. Disk drive supported but not required.

For all Atari's except ST **\$29⁹⁵**

600XL 64K UPGRADE

Easy to install internal modification allows you to hook up a disk drive and run all 800XL software. Kit includes all parts and detailed instructions. Soldering required to install 3 jumpers.

\$29⁹⁵

800 10K "B" O.S. Module

Older 800 units need the revision "B" Operating system to run newer software. Type the following peek in BASIC to see which revision you have. PRINT PEEK(58383).

If the result is 56 order now! **\$9⁵⁰**

PILOT PROGRAMMING LANGUAGE PACKAGE

Includes PILOT cart. with "Turtle Graphics", Pilot Primer and Student Pilot manuals. PILOT is an excellent learning or teaching tool.

Works with all Atari's except ST. **\$17⁵⁰**

PADDLE CONTROLLERS

(Pair). Required for numerous 8 bit programs and applications. Use these to add two changeable variables to your BASIC or machine language programs.

\$6⁵⁰

SERIAL I/O CABLE

High quality 13 pin cable used to connect 8 bit Atari's to disk drives, interfaces, etc.

New low price **\$5⁹⁵**

800/400 MODULES

NEW PARTS COMPLETE WITH IC'S

\$9⁵⁰ EACH

- 800 Main Board
- 800/400 CPU with GTIA
- 800 10K "B" O.S. Module
- 400 Main Board
- 800 Power Supply Board
- 400 Power Supply Board

16K Ram Module **\$14.50**

INTEGRATED CIRCUITS

\$4⁵⁰ EACH

- CPU..... CO14806
- POKEY..... CO12294
- PIA..... CO14795
- GTIA..... CO14805
- ANTIC..... CO12296
- CPU..... CO10745
- PIA..... CO10750
- CPU..... CO14377
- DELAY..... CO60472

MORE IC'S

CO60302 XL BASIC ROM. **\$13.50**
1050 O.S. ROM..... **\$13.50**
2793 1050 FDC..... **\$19.50**
CO10444 2600 TIA..... **\$4.50**
1771 810 FDC..... **\$10.00**
1050 5713 STEP DRIVER.. **\$5.25**

REPAIR MANUALS

SAMS Service Manuals for the following units contain schematics, parts listings, labelled photographs showing the location of checkpoints and more! A special section gives oscilloscope and logic probe readings allowing you to narrow the malfunction down to a specific chip or transistor!
800, 800XL, 130XE, 400, 1025 and 1050..... **\$19.50 each**
520ST Service Manual. **\$37.50**

MISC. HARDWARE

1050 Track 0 Sensor... **\$6.50**
1050 Stepper Motor... **\$14.50**
1030 Power Pack..... **\$9.50**
Fastchip for 800/400.. **\$15.50**
Atari Joystick..... **\$7.00**
850 or PR Modem Cable **\$14.50**
850 or PR Printer Cable **\$12.50**
P:R: Connection..... **\$59.95**
Printer Interface..... **\$39.95**
I/O 13 Pin PC mount... **\$4.50**
I/O 13 Pin Plug Kit.... **\$4.50**
ST 6" Drive Cable..... **\$14.00**
820 Printer Mechanics.. **\$9.50**
Joystick Extension Cable. **\$5.00**
EPROM Eraser..... **\$34.95**
810 Door Latch Assy... **\$15.00**
Serial I/O Cable..... **\$5.95**
1027 Transformer..... **CALL**
ICD Multi I/O..... **CALL**
810 Tandon Drive Mech. **\$49.95**

GOLF SPACE GAME

Well done cart. vers. of famous arcade game. 800/400 only. **\$4.00**

COMPUTER BOOKS

Inside Atari Basic..... **\$5.00**
Atari Basic Ref. manual. **\$5.00**
Assembly Language Guide **\$19.95**
XE Users Handbook..... **\$17.95**
XL Users Handbook..... **\$17.95**
Advanced Programming **\$19.50**

ATARI 850 INTERFACE

Bare PC Board with parts list and crystal allows you to build your own serial/parallel interface for attaching modems and printers to all 8 bit Atari computers... **\$7.50**
Bare Board & all plug in IC's **\$39.50**

ATARI XM301 MODEM

Direct connect 300 Baud modem works with all 8 bit Atari's. No separate interface required. **\$44.95**

P:R: CONNECTION

Serial & Parallel interface allows you to attach standard modems and printers. For all 8 bit. (1200XL requires modification)... **\$59.95**

BASIC CARTRIDGE

Basic Rev. "A" Cart. works with all Atari Computers except ST.
800XL Owners Note! Use this cartridge while programming to eliminate the severe errors in the built in "B" Basic. **\$10.00**

ADDITIONAL SOFTWARE

Pac-Man cartridge.... **\$4.00**
Deluxe Invaders Cart. . **\$4.00**
Journey to the Planets . **\$4.00**
Edt/Asm cart. w/o man. **\$10.00**
Q*bert cartridge..... **\$10.00**
Donkey Kong cart. **\$5.00**
Eastern Front Cart. **\$5.00**
Springer Cart. **\$5.00**
Hard Hat Mack disk... **\$5.00**
D-Bug childware disk. **\$5.00**
Home filing manager... **\$7.50**
Musical Pilot Ed. Disk **\$5.00**
Big Math Attack Disk... **\$5.00**
Pathfinder disk..... **\$5.00**
O.S.S. Action Cart. **\$57.50**
O.S.S. Mac-65 Cart. **\$57.50**
O.S.S. Basic XE Cart. **\$57.50**
O.S.S. Basic XL Cart. **\$47.50**

SERVICE RATES

Flat Service Rates below include Parts & Labor, 60 Day Warranty.

800 Computer..... **\$39.50**
850 Interface..... **\$39.50**
810 Disk Drive..... **\$69.50**
1050 Disk Drive... **\$75.00**
800 Keyboard only. **\$25.00**

Include **\$7.00** return shipping and insurance. Include **\$4.00** shipping for 800 keyboard repair only.

CALL TOLL FREE

1-800-551-9995

IN CALIF. OR OUTSIDE U.S.


CALL 415-352-3787

AMERICAN TECHNA-VISION

Mail Order: 15338 Inverness St., San Leandro, Ca. 94579
Repair Center: 2098 Pike Ave., San Leandro, Ca. 94577

Terms: NO MINIMUM ORDER. We accept money orders, personal checks or C.O.D.s. VISA, Master/Card okay. Credit cards restricted to orders over \$20.00. No personal checks on C.O.D. - Shipping: \$4.00 shipping and handling on orders under \$150.00. Add \$2.25 for C.O.D. orders. In Canada total \$6.00 for shipping and handling. Foreign shipping extra. Calif. residents include 7% sales tax. All items guaranteed 30 days from date of delivery. No refunds or exchanges.

Prices subject to change without notice. Send SASE for free price list. Atari is a reg. trademark of Atari Corp.



Lyco Computer

Marketing & Consultants

Order processed within 24 hours.

New for '88


star
MICRONICS-INC.

NX-1000

\$179⁹⁵

- 144 CPS
- Draft
- NLQ
- Mode

1-Year Warranty)




Great Performance Great Price

SEIKOSHA SL-80Ai

- Letter quality 54 cps
- Quiet (52 dBA)
- Automatic paper loading
- 16 K buffer

2-year warranty)

\$299⁹⁵



ATARI
520 ST Computer

- Built-in Drive
- Thomson 4120 Monitor

\$769⁹⁵



ATARI
1040 ST
Color System

\$955⁹⁵



☆ Full mfg. warranty applies.

PRICE GUARANTEE

Since 1981, we have led the industry by continuing to offer the lowest national prices while providing quality service. Many companies have come and gone trying to imitate our quality and service. If by some oversight we do not have the lowest prices advertised on the products you desire, then we would appreciate the opportunity to rectify this oversight.

SKC T120 VHS VIDEO TAPE

Each.....\$4.49
3 Pack\$11.99
10 Pack.....\$37.50

TO ORDER, CALL TOLL-FREE: 1-800-233-8760

New PA Wats: 1-800-233-8760

Outside Continental US Call: 1-717-494-1030

Hours: 9AM to 8PM, Mon. - Thurs.
9AM to 6PM, Friday — 10AM to 6PM, Saturday

For Customer Service, call 1-717-494-1670,
9AM to 5PM, Mon. - Fri.

Or write: Lyco Computer, Inc.

P.O. Box 5088, Jersey Shore, PA 17740

See our
2-page ad
elsewhere in
this Magazine

CIRCLE 019 ON READER SERVICE CARD

Risk Free Policy

In-stock items shipped within 24 hrs. of order. NO deposit on C.O.D. orders. Free shipping on prepaid cash orders over \$50 with the Continental U.S. Volume discounts available. PA residents add sales tax. APO, FPO and international orders add \$5.00 plus 3% for priority mail. Advertised prices show 4% discount for cash, add 4% for MasterCard and VISA. Personal checks require 4 weeks clearance before shipping. We cannot guarantee compatibility. We only ship factory fresh merchandise. Ask about USP Blue and Red Label shipping. All merchandise carried under manufacturers' warranty. Return restriction applicable. Return authorization required. We check for stolen credit cards. We accept purchase orders from educational institutions. All items subject to change without notice. prepaid orders under \$50 add \$3.00

1-800-233-8760





Escape From Hell! Page 13






Super CZ. Page 51

FEATURES

JUNE 1988, VOL. 7, NO. 2

- 27 P.S. ENVELOPE MAKER** by Stanley Harrison
Automate your "Print Shop" envelopes *Type-In Software* 
- 29 STRING ARRAY SIMULATOR** by Richard Whitsell
List processing power upgrade *Type-In Software* 
- 33 POWER TOOLS FOR 8-BIT ATARI** by Charles Cherry and Matthew Ratcliff
Programmers' and power users' plethora!
- 40 MORE * SECRETS OF ATARIWRITER** by Kevin Steele
Mail merge, RAMdisks, macros, wildcards and more . . .
- 42 ATARI'S 12 NEW ENTERTAINMENT CARTRIDGES** by David Plotkin
Bonanza for *ALL* 8-bit gamers!
- 46 NEW SUPER DISK DRIVE FROM ATARI** by Rich Tietjens
First look inside the XF551


DEPARTMENTS


- 9 8-BIT PRODUCT REVIEWS**
Covox Voice Master Jr., SSI's Shiloh, Panasonic KX-PI091i Printer
- GAME OF THE MONTH**
- 13 ESCAPE FROM HELL!** by Tony Barnes
Abandon all hope, ye who don't use TYPO II *Type-In Software* 
- SUPER DISK BONUS**
- 14 GRAND UNDERGROUND TEXT ADVENTURE** by Stephen Lee
New challenge for Zork fans
- BONUS GAME**
- 17 SLEUTH** by Heath Lawrence
Challenging memory game, no reading required *Type-In Software* 
- ONLINE**
- 18 ATARI SX212 & SUPRAMODEM 2400** by Charles Jackson and Gregg Pearlman
Two breakthrough values in online hardware
- EDUCATION**
- 20 BIG BIRD, ERNIE, TINK TONKS—ONLY \$9.95 EACH** by Paul Waxman
Renaissance in educational software reissues
- FEATURE APPLICATION**
- 37 GTIA JOYSTICK PAINTER** by Robin Alan Sherer
Powerful Atari animation tool *Type-In Software* 
- 80 TECH TIPS: DOS 2 TRANSFUSION, MAKE A MEM.SAVE** by Charles Jackson

SOFTWARE LIBRARY

65 TYPE-IN LISTINGS SECTION

ST RESOURCE

- 51 SUPER CZ** by Jim Pierson-Perry
Real-time MIDI special effects *Type-In Software* 
- 52 MIDI RESOURCES** by Jim Pierson-Perry
Guide for ST electronic musicians
- 56 ST TOOLBOX** Smooth Talker, Superbase
- 60 ST NEW PRODUCTS**
- 62 ST GAMES GALLERY:** Pinball Wizard, Airball, President Elect, Tanglewood



Power Tools For 8-Bit Atari. Page 33



Publisher
James Capparell

Editorial

Nat Friedland, Editor; Charles Jackson, Technical and Online Editor; Gregg Pearlman, Assistant Editor; Heidi Brumbaugh, Programs Editor; Carolyn Cushman, Editorial Assistant.

Contributing Writers

Charles Cherry, Harvey Bernstein, Stephen Everman, Marian Lorenz, Bill Marquardt, Lt. Cmdr. Rich Moore, Allan Moose, Steve Panak, Jim Pierson-Perry, David Plotkin, Paul Pratt, Matthew Ratcliff, Stephen Roquemore, Jeffrey Summers MD, Rick Teverbaugh.

Art

David Hebenstreit, Director of Creative Services; Gregory Silva, Assistant Art Director; Jim Warner, Design/Production Assistant; Debra Stella, Ad Production Coordinator; Julianne Ososke, Collateral Printing Coordinator; Mary Rhomberg Peloquin, Contributing Artist; Terrific Graphics, Typesetting.

Circulation

Les Torok, Director; Dixie Nicholas, Subscription Coordinator; Dennis Swan, Distribution Coordinator.

Antic Publishing, Inc.

James Capparell, President and Chairman of the Board; Donald F. Richard and Richard D. Capparella, Directors; Lee Isgur, Advisor to the Board; John Cady, Controller; John Taggart, Advertising Sales; Gary Yost, Marketing; Jack Powell, Product Development; Lisa W. Kipp, Catalog Sales; Tom Chandler, Ken Warner, Retail Sales; Scot Tumlin, Technical Support; Pamela Grady, Customer Service; Lorene Kaatz, Credit and Collections Manager; Evelyn Heinzman, Accounts Payable; Brenda Oliver, Accounts Receivable; Julia Cook, Administrative Assistant.

Advertising Sales

John Taggart, Director
Karen Gordon, Advertising Sales Coordinator
(For Area Sales Representatives, see page 79.)

General Offices

(415) 957-0886
Antic, 544 Second Street
San Francisco, CA 94107

Credit Card Subscriptions & Catalog Orders
(800) 234-7001

Visa or MasterCard only!

Subscription Customer Service
(614) 383-3141

Antic, P.O. Box 1919, Marion, OH 43306

June, 1988, Volume 7, Number 2

Antic—The Atari Resource is published monthly by Antic Publishing. Editorial offices are located at 544 Second Street, San Francisco, CA 94107. ISSN 0745-2527. Second Class Postage paid at San Francisco, California and additional mailing offices. POSTMASTER: Send address change to **Antic**, The Atari Resource, P.O. Box 1919, Marion, OH 43306.

Subscriptions: One year (12 issues) \$28. Canada and Mexico add \$8, other foreign add \$12. Disk Edition (12 issues with disks) \$79.95, all foreign add \$25. (California residents add 6½% sales tax for disk subscriptions.)

Editorial submissions should include text and program listings on disk and paper. Submissions will be returned if stamped, self-addressed mailer is supplied. **Antic** assumes no responsibility for unsolicited editorial material.

No part of this publication may be reproduced, stored in a retrieval system, or transmitted, in any form or by any means, electronic, mechanical, photocopying, recording, or otherwise, without the prior written permission of the publisher.

Antic is a registered trademark
of Antic Publishing, Inc.

An Information Technology Company

Copyright ©1988 by Antic Publishing.

All Rights Reserved. Printed in USA.

Editorial

Super 8-Bit Contest

Win ICD's 1Mb Multi I/O

Because of all the interest created by last year's Practical Program Contest and the fine type-in software it produced (**Antic**, November 1987), we're going to run an even bigger 8-bit contest in 1988. This time there are *two* grand prizes—ICD one-megabyte Multi I/O boards. The programming categories are wide open and, for the first time, there's a grand prize for a *non-program* article!

The three runner-up programs and the three runner-up articles will each get a pair of prizes from ICD—an R-Time 8 clock/calendar cartridge and a SpartaDOS Construction Set disk.

Also, any entries accepted by **Antic** (including prizewinners) will be paid at our standard authors' rate, upon publication. In fact, all 8-bit programs accepted by **Antic** between January 1, 1988 and the contest deadline of August 1, 1988 will automatically be evaluated as potential contest winners. Winning programs and articles will be published in the December 1988 **Antic**.

ARTICLES CONTEST

The Feature Article Division of the 1988 **Antic** Contest is for: Best articles explaining the authors' real-life uses of their own **power-enhanced** Atari 8-bit computers. The authors must describe their own personal experiences and techniques using a non-standard 8-bit Atari that has—a memory upgrade of at least 256K, *or* a RAMdisk of at least 256K, *or* a hard disk of at least 10Mb, *or* other significant hardware modification.

Entries cannot be longer than 1,200 words and will be judged on the interest of the computer application as well as on quality of the writing. Either black & white photos or color slides (not color prints) can be submitted for publication along with an article, but photos are *not* required.

PROGRAMMING CONTEST

We are also looking for the best type-in programs for 8-bit Atari computer—any type of program. Practical applications, games, graphics or music software, powerful programming utilities, educational tools are all eligible. No program will be disqualified because of its category. Winning programs will be chosen for their interest, usefulness and imaginative originality, as well as for excellence and clean elegance of programming technique.

Please note and follow *every* technical rule given below. Some excellent programs had to be disqualified in last year's contest for secondary rule violations such as not being in renumberable code.

PROGRAM TECHNICAL RULES

- All entries must be original, unpublished works. Programs must be written in standard Atari BASIC (machine language subroutines are okay) and must RUN under DOS 2 or DOS 2.5 on all Atari computers having at least 48K memory (800, XL/XE). Programs must be self-contained and work without additional software, but compatibility with other pro-

grams is a plus.

- Maximum length for a **SAVED BASIC** program entry (including any sub-listings) is 165 single-density disk sectors. Line numbers cannot be higher than 32000. No overlong program lines of more than 112 characters (after expansion of **BASIC** abbreviations). Program listings must be renumberable.

- Thorough error-trapping is required. And please do not include authors' copyright statements in your listing. Programs must be accompanied by an article that fully explains what the program does and provides a walk-through tutorial about how to operate it, as well as discussing the structure and techniques of the program. If your program uses a printer, your article should describe how to change the listing to work with different printer brands.

HOW TO ENTER

Programs must be submitted on DOS 2 or DOS 2.5 disks accompanied by a printout of the listing. Articles must also be submitted on disk as well as printed out. Text files must be readable by one of the following word processors—PaperClip, AtariWriter, First XLEnt, Word Magic, or Antic Writer.

Entries must be received no later than August 1, 1988. You can submit as many entries as you like. Entries will be returned *only* if the author provides a stamped, self-addressed envelope. Send your entries to: Contest '88, Antic Magazine, 544 Second Street, San Francisco, CA 94107.

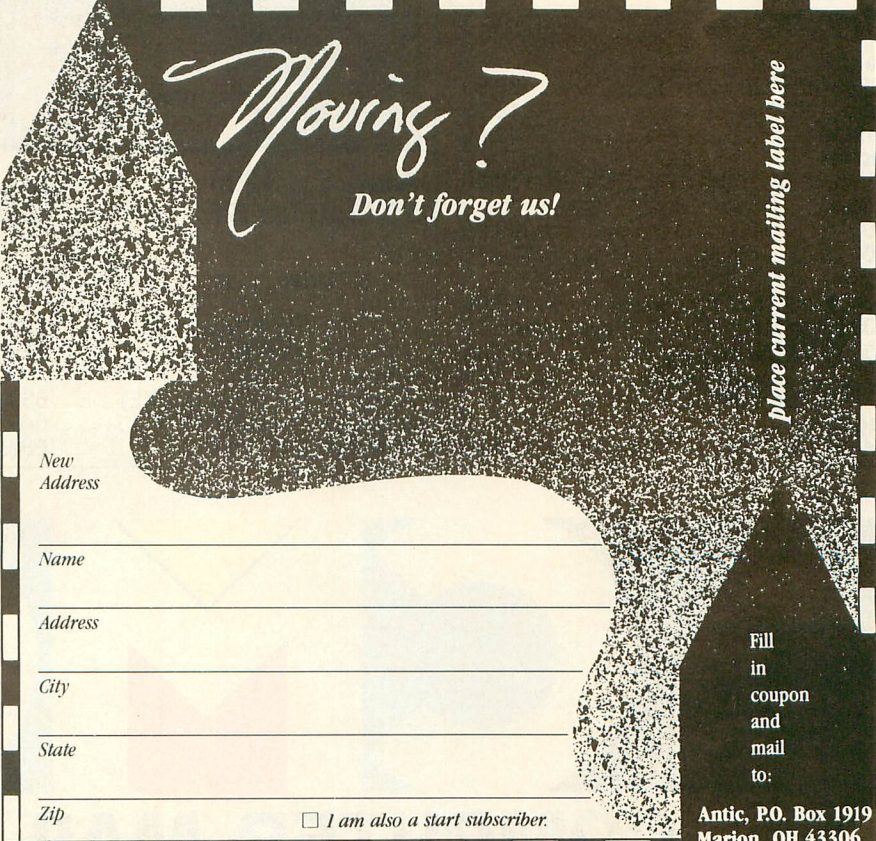
Nat Friedland

Nat Friedland
Editor, Antic

LATE-BREAKING ATARI NEWS

ATARI SUES CHIP SUPPLIER: Atari Corp. filed suit in U.S. District Court against Micron Technology Inc. of Boise, Idaho, accusing Micron of illegally cancelling a telephone order for 3 million dynamic random-access memory (DRAM) chips, then offering an unspecified number of chips to Atari at a much higher price.

ATARI/SOVIET DEAL: Atari Corp. could be part of the first Soviet joint venture with a Western computer company. Early negotiations are reported by Alwin Stumpf, managing director of the Atari Corp. (Deutschland) GMBH. In 1987, Atari sold a record 100,000 computers to the Eastern bloc, including 4,600 8-bit units to East Germany and 10,500 to Czechoslovakia. ■



Moving?
Don't forget us!

place current mailing label here

Fill in coupon and mail to:

New Address _____
Name _____
Address _____
City _____
State _____
Zip _____

☐ I am also a start subscriber.

Antic, P.O. Box 1919
Marion, OH 43306

When you want to talk Atari

XL/XE HARDWARE

INTERFACES

ICD	
P:R Connection	59.99
Printer Connection	39.99
Supra	
1150	38.99
1151 (1200 XL)	41.99
Xetec	
Graphix Interface	38.99
Atari	
850 Interface	109.00

COMPUTERS



Atari 130XE **\$135**

Atari	
65 XE	99.99

XL/XE ENHANCEMENTS

Axlon 32K Mem. Board (400/800)	19.99
Atari 80 Column Card	79.99

MODEMS

Atari	
SX212 300/1200 (ST)	89.99
835	19.99
XMM301	42.99
Anchor	
VM520 300/1200 ST Dir. Con	119.00
Avatex	
1200 HC	99.99
2400	179.00
Supra	
2400 Baud XL, XE	169.00
2400 Baud ST	169.00
2400 Baud (no software)	149.00

MONITORS

Magnavox	
CM8502 13" Comp. & cables	179.00

ST HARDWARE



520 ST FM RGB/COLOR **\$789**

Includes: 520 ST FM with 3½" drive built-in, mouse, power supply and 1224 color monitor.
 1040 RGB/Color System 939.00
 1040 Monochrome System 779.00
 1040 Computer (no monitor) ... 639.00
 520ST FM Monochrome System
 (Includes: 520 ST, internal drive, modulator, mouse, Basic and monochrome monitor) Call
 SM124 Monochrome Monitor .. 169.00
 SM1224 Color Monitor 329.00

DRIVES

Atari	
XF551 Drive (XL/XE)	189.00
AA314 DS/DD Disk (ST)	199.00
AA354 SS/DD Disk (ST)	129.00



Atari SHD204 20 Meg for ST **\$559**

I.B.	
5¼ ST Drive	209.00
Indus	
GTS 100 3½" Drive (ST)	199.00
GT Drive (XL/XE)	179.00
Supra	
20 Meg Hard Drive (XL/XE)	639.00
20 Meg Hard Drive (ST)	549.00
30 Meg Hard Drive (ST)	689.00

PRINTERS

Atari	
1020 XL/XE Plotter	31.99



Atari XMM 801 **\$189**

XM-M801 XL/XE Dot Matrix	189.00
XM-M804 ST Dot Matrix	179.00
XDM 121 Letter Qlty. XL/XE	199.00

Brother

M-1109 100 cps Dot Matrix	199.00
M-1409 180 cps Dot Matrix	309.00
HR-20 22 cps Daisywheel	339.00

Citizen

120D 120 cps Dot Matrix	149.00
180D 180 cps Dot Matrix	169.00
Premier-35 35 cps Daisywheel	479.00

Epson

LX-800 150 cps, 80 col.	179.00
Hi-80 4 pen plotter	249.00
FX-86E 240 cps, 80 col.	Call
FX-286E 240 cps, 132 col.	Call
LQ-500 180 cps, 24-wire	Call
LQ-850 330 cps, 80 col.	Call
EX-800 300 cps, 80 col.	Call

NEC

P2200 pinwriter 24-wire	379.00
P660 pinwriter 24-wire	459.00
P760 pinwriter 132 col.	669.00

Okidata

Okimate 20 color printer	129.00
ML-182 120 cps, 80 column	239.00
ML-192 + 200 cps, 80 column	359.00
ML-193 + 200 cps, 132 col.	469.00

Panasonic

KX-P1080i 144 cps, 80 col.	189.00
KX-P1091i 194 cps, 80 col.	199.00


Star Micronics

NX-1000 140 cps, 80 column	169.00
NX-15 120 cps, 132 column	319.00

Toshiba

P321-SL 216 cps, 24-wire	499.00
--------------------------	--------

WE SHIP 90%
OF ALL ORDERS
WITHIN 24 HOURS




SELECT FROM
OVER 3000
PRODUCTS

COMPUTER MAIL ORDER

.....you want to talk to us.

XL/XE SOFTWARE

Access
 Leaderboard Golf(pk.) 15.99
 Tournament Disk 13.99
Accolade
 Hardball 19.99
Atari
 Filemanager 11.99
 Music Painter 11.99



Atariwriter Plus **\$35⁹⁹**

Atari Program Exchange
 Misc. Programs (cassettes)at 1.99
Broderbund

Printshop 26.99
 Karateka 14.99
Cygnus

Starfleet I 32.99
Datasoft

Alternate Reality (city) 23.99
 Alternate Reality (dungeon) 25.99
 221 Baker St. 21.99
Electronic Arts

Touchdown Football 11.99
 Pinball Construction 9.99
Microprose

Top Gunner 15.99
 F-15 Eagle Strike 21.99
 Silent Service 21.99
Origin Systems

Ultima 4 36.99
Roklyn SPECIAL

Gorf/Wizard of Wor/AT Deluxe/
 Anti-Sub/Journey to Planet ..(ea.) 3.99
Strategic Simulations

Gemstone Warrior 11.99
Sublogic

Flight Simulator II 31.99
 Scenery FL, NC, SC 14.99
X-Lent

Typesetter 22.99
 Printshop Interface 21.99

ACCESSORIES

Maxell
 MD1-M SS/DD 5 1/4" 7.99
 MD2-DM DS/DD 5 1/4" 8.99
 MF-1DDM SS/DD 3 1/2" 12.49
 MF2-DDM DS/DD 3 1/2" 18.49
Sony
 MD1D SS/DD 5 1/4" 7.99
 MD2D DS/DD 5 1/4" 9.49
 MFD-1DD SS/DD 3 1/2" 12.49
 MFD-2DD DS/DD 3 1/2" 19.49
Allsop Disk Holders

Disk File 60-5 1/4" 9.99
 Disk File 30-3 1/2" 9.99
Curtis

Emerald 39.99
 Safe Strip 19.99
 Universal Printer Stand 14.99
 Tool Kit 22.99
ICD (XL/XE)

Sparta DOS Construction Set ... 28.99
 US Doubler/Sparta DOS 47.99
 Real Time Clock 48.99
 Rambo XL 29.99
 Multi I/O Board 256K 169.00
 Multi I/O Board 1 Meg 299.00
 US Doubler 28.99

ST SOFTWARE



BATTERIES INCLUDED
Degas Elite **\$38⁹⁹**

Access
 Leaderboard Golf 22.99
Activision

Hacker II Doomsday 29.99
Antic

Stereo CAD 3-D 54.99
Atari

Algebra I Vol II GRD 7-9 16.99
Avant Garde

PC Ditto 64.99
Comnet

ST Term 21.99

ST SOFTWARE

Electronic Arts
 Gridiron Football/Auto Duel.(ea.) . 30.99
 Isgur Portfolio 129.00
Firebird

Jewels of Darkness 21.99
Infocom

Beyond Zork 34.99
Michtron

Major Motion 25.99
Microprose

Gunship 32.99
 F-15 Strike Eagle 24.99
Miles Software

ST Wars 28.99
Mark Williams

C 119.00
Paradox

Wanderer (3D) 25.99
 War Zone/Fireblaster 26.99
Psygnosis


Barbarian/Deep Space (ea.) 26.99
Soft Logik Corp.

Publishing Partner 59.99
Strategic Simulations

Rings of Zilfin 23.99
Sublogic

Flight Simulator II 32.99
Timeworks

Swiftcalc/Wordwriter (ea.) 47.99
 Partner ST 37.99



DAC
Easy Accounting **\$59⁹⁹**

Unison World
 Printmaster Plus 28.99
Word Perfect Corp

Word Perfect 4.1 199.00

In the U.S.A. and in Canada

Call toll-free: 1-800-233-8950

Outside the U.S.A. call 717-327-9575, Fax 717-327-1217

Educational, Governmental and Corporate Organizations call toll-free 1-800-221-4283

CMO. 477 East Third Street, Dept. B6, Williamsport, PA 17701

ALL MAJOR CREDIT CARDS ACCEPTED.

POLICY: Add 3% (minimum \$7.00) shipping and handling. Larger shipments may require additional charges. Personal and company checks require 3 weeks to clear. For faster delivery use your credit card or send cashier's check or bank money order. Credit Cards are NOT charged until we ship. Pennsylvania residents add 6% sales tax. All prices are U.S.A. prices and are subject to change and all items are subject to availability. Defective software will be replaced with the same item only. Hardware will be replaced or repaired at our discretion within the terms and limits of the manufacturer's warranty. We cannot guarantee compatibility. All sales are final and returned shipments are subject to a restocking fee.

B606

BALLPARK LISTING 2

Listing 2 for *Ballpark Figures*, which makes it easier to type the special characters in lines 1072-74, got left out of the April 1988 *Antic*.

The data for this listing is printed below. In order to use these data lines num-

bered 1000-1080, you must add them to the end of *Antic*'s standard BASIC loader routine—which you'll find in this issue as **lines 60-250** of Listing 2 for the Game of the Month, *Escape From Hell*.

To merge both *Ballpark Figures* listings, follow the Listing 2 instructions in this issue's *Escape From Hell* article.

Don't type the
TYPO II Codes!

```

JE 1000 DATA 247
MO 1010 DATA 0490480550500320830790820840
36040049044054053041061034216104056233
003133217104133204104133203
HG 1020 DATA 1041332151041332141041332101
04133209162000104104157000001232228217
208246056165209233002133209
DM 1030 DATA 1652102330001332100481081652
09133211165210133212165204133206133034
155049048055051032083079082
ZJ 1040 DATA 0840360400540540440490510480
41061034208165203133205024101214133207
165208101215133208160000185
FP 1050 DATA 000001190020011342181900010
01200200200132216168136177205209207240
012165218208004144016176046
UX 1060 DATA 1440441760102002022082341642
16196217208210198034155049048055052032
083079082084036040049051049
JY 1070 DATA 0440490560500410610342111692
55197211208006166212240011198212165208
133206165207024144172165213
NX 1080 DATA 2400041342132081480961342131
60000177205170177207145205138145207200
196214208241240203034155
    
```

COLLEEN MUSIC CREATOR

Colleen Music Creator, reviewed in *Antic*, March 1988, is no longer distributed in the U.S. However, you can order *Colleen* directly from the overseas manufacturer. Send \$29.95 to Colleen Ltd., 18 Bishop Street, Penygraig, Mid-Glamorgan, Wales CF40-1PQ, UK. Phone: 0443-434846 or 0443-435709.—ANTIC ED

NO-FRILLS N.E.R.D.S.

Our N.E.R.D.S. Disks of map icons (New Products, *Antic*, February 1988) are now distributed through No Frills Software in both 8-bit (Print Shop) and ST (Print Master) formats. For information, send a stamped, self-addressed envelope to: No Frills Software, 800 E. 23rd Street, Kearney, NB 68847.

Don Loeffler
N.E.R.D.S. Software
continued on page 10



DISCOUNT SOFTWARE

XL/XE SOFTWARE

Micro League Baseball ... \$25.00	Leader Board Golf ... \$14.95
M.L. Box Score/ Stats. Compiler ... \$16.00	Bop 'N Wrestle ... \$19.00
M.L. General Manager ... \$19.00	Auto Duel ... \$36.00
Team/Player Disk ... \$14.00	Spitfire 40 ... \$23.00
Hardball ... \$19.00	Karateka ... \$10.00
Ace of Aces ... \$19.95	Print Shop ... \$29.00
Infiltrator ... \$23.00	P.S. Graphics Library
Cycle Knight ... \$14.00	#1, 2 & 3 ... ea. \$16.00
Plundered Hearts ... \$25.00	P.S. Companion ... \$26.00
Rambo XL ... \$29.00	Summer Games ... \$15.00
Syn-Calc ... \$36.00	A.R. "The Dungeon" ... \$26.00
Syn-File ... \$36.00	Math Blaster ... \$32.00
Flight Simulator II ... \$39.00	Spell It ... \$32.00
Scenery Set (1-6) ... \$74.00	Word Attack ... \$32.00
Scenery Disk (1-7) ... ea. \$16.00	MRCA Mach 2 ... \$16.00
Zork Trilogy ... \$42.00	US Doubler w/Sparta DOS ... \$49.00
F-15 Strike Eagle ... \$23.00	US Doubler w/o Sparta DOS ... \$29.00
Eternal Dagger ... \$25.00	Hitchhiker's Guide ... \$19.00
	Atariwriter Plus ... \$39.00

XL/XE HARDWARE & ACCESSORIES

Atari 65 XE Computer ... CALL	Atari 1020 Color Plotter ... \$26.95
Atari 130XE Computer ... CALL	Xetec Printer Interface ... \$35.95
Atari XF551 Disk Drive ... CALL	ICD P.R. Connector ... \$62.95
Indust G.T. Disk Drive ... CALL	ICD Printer Connection ... \$42.95
Atari XMM801 Printer ... CALL	Epyx 500XJ Joystick ... \$15.00
Star NX-1000 Printer ... CALL	Wico Boss Joystick ... \$12.50
Panasonic 1080i-2 Printer ... CALL	Wico Super Three-Way ... \$22.50
Panasonic 1091i-2 Printer ... CALL	Kraft Disk Notcher ... \$ 4.50
Panasonic 1092i Printer ... CALL	Mouse House ... \$ 5.95
Atari SX212	Mouse Mats ... \$ 7.50
(300/1200) Modem ... CALL	Ribbons For All Printers ... CALL
Avatex 1200 HC Modem ... CALL	

NASHUA DISKS

DS/DD 5 1/4" W/Sleeves
\$39.00 a Hundred or
\$33.00 a Hundred In
Quantities of a Thousand

MEMOREX WORK STATION

20 - SS/DD 5 1/4" Disks
With File Box
Holds 50 Disks
Only ... \$12.95

WE CARRY A COMPLETE LINE OF SOFTWARE, ACCESSORIES & PERIPHERALS FOR THE ATARI XL/XE & ST — PLEASE CALL FOR CURRENT PRICES

Order Line
1-800-282-0333



10 a.m.-8 p.m. Monday-Thursday
10 a.m.-6 p.m. Friday
10 a.m. to 3 p.m. Saturday

11 S. Wright Avenue, Fairborn, OH 45324

Customer Service
& Ohio Residents
1-513-879-9699

AD #AT-048



SOFTWARE ONLY — Prepaid orders over \$50 receive free shipping via UPS in continental U.S. Please add \$2 orders under \$50. HARDWARE and all orders requiring shipment via U.S. Post Office are subject to additional freight charges. C.O.D. orders under \$100.00 accepted - add \$5. Charge card orders add \$2 service charge. Ohio residents add 6% sales tax. Personal checks require a three-week waiting period. No waiting when paid by credit card, certified check or money order. All items subject to availability and price change. PLEASE CITE AD NUMBER WHEN ORDERING. ALL RETURNS MUST BE ACCOMPANIED BY AN AUTHORIZATION NUMBER. FOR YOUR PROTECTION WE CHECK FOR CREDIT CARD FRAUD.



8-Bit Product Reviews

Covox Voice Master Jr., SSI Shiloh, Panasonic KX-1091 Printer



COVOX VOICE MASTER JR.

The inexpensive (\$39.95) Covox **Voice Master Junior** is a hardware addition to your 8-bit Atari that's not only an interesting diversion, but also a useful and educational addition to your programming tools. It lets you record and digitize any sound as well as "train" your computer to recognize certain words, which can then be responded to in a program.

The Voice Master Junior consists of a small box that plugs into a joystick port and a disk full of software. The box contains a microphone for recording sounds, either for playback or recognition. (*Covox is no longer making its regular \$89.95 Voice Master for the Atari. The Junior model reviewed here has a few less features, at a savings of \$50.*—ANTIC ED)

The most important piece of software is the BASIC wedge, which essentially adds new commands to Atari BASIC. When the Covox BASIC wedge is installed, you can use commands such as SPEAK, LEARN, RE-

COG and SPEED to make use of the Voice Master Junior.

Voice Master Junior can record as many as 64 words or phrases in memory, but since speech can be loaded from disk, the available vocabulary is virtually unlimited. To record a word, you type (in BASIC): LEARN 1. The computer then waits for you to start speaking and records until you stop, or until the section of memory for recording that word is exhausted.

To play a LEARNed phrase, type SPEAK. There are other commands for saving and loading speech files, clearing memory, turning off the screen (which improves speech reproduction) and varying the speed of playback. Further, any of these commands can be used in a BASIC program, subject to certain syntax constraints.

Using the command TRAIN, you can teach the computer to recognize 31 words. (Each word must be less than two seconds long.) Upon using the RECOG command, the number of the word that was recognized is placed into a PEEKable memory location. You can then respond to each TRAINed word in a different way, effectively giving voice control of the computer.

There are commands to narrow the choices and make recognition of the spoken word more reliable, and the TRAINed words are also saved when you save a speech file. Some sample programs in the well-written documentation and several programs on disk illustrate how to use TRAIN and RECOG in your own programs. Also included is a program for fine-tuning the digitized data to try to make the voice sound better.

If you couldn't include speech generated with Voice Master Junior in your own programs, then this device

would merely be an interesting oddity. Fortunately, you can. Including a small subroutine (provided on the disk) in your program lets you load speech files and SPEAK words. You cannot LEARN new words or use the recognition features, but you couldn't without the hardware anyway. Creating a standalone program that speaks in your voice is a lot of fun and extraordinarily simple.

The sound reproduction quality is decent, considering that reproducing the human voice is difficult. The results tend to be a bit harsh and fuzzy, but not hard to understand. The documentation includes sections on memory usage and tips for improving performance. This is a well-thought-out product that is worth the money. Can you see the look on a friend's face when your Atari speaks with your voice, or responds to a spoken command?—DAVID PLOTKIN

\$39.95, 48K disk. Covox, 675-D Conger Street, Eugene, Oregon 97402. (503) 342-1271.

CIRCLE 207 ON READER SERVICE CARD

PANASONIC KX-P1091i

The **Panasonic KX-P1091i, Model II** printer is a steady little performer for a 10-inch carriage, 9-pin dot-matrix printer. It has the usual feed switches and a slide switch for selecting draft quality, near letter quality (NLQ) courier, near print quality, bold proportional spacing and compressed print.

This compact printer (15 1/2 x 11 1/4 x 4 1/2 inches) prints 10, 12, 15, or 17 characters per inch (cpi), allows downloading of 40 custom characters, produces elongated, italic and bold text, as well as half-size sub-

continued on page 16

continued from page 8

BILLBOARD HELP

Because of Charles Cherry's review of Billboard (See "8-Bit Enhancements," *Antic*, February 1988.), I bought the program. In the review he mentioned that he changed the code to make the program work with a Gemini 10-X printer. I'd like to know what changes he made.

James Wind
Salt Lake City, UT

Charles Cherry writes, "As Chris Wareham says in his Billboard documentation, the printer codes are used in only three lines: 1020, 1600, and 2100. It's just a matter of changing those lines and inserting the codes for your printer. For the Gemini 10-X printer, I added some lines to make it easier. Make the changes in lines 1020, 1600 and 2100, then add lines 1601-1604 and 2101-2104." The new code follows:

```
1020 POKE 764,255:CLOSE #N4:OPEN
#N4,N8,Z,"P:""?
#N4;"@A";CHR$(N8);"IM";CHR$
(LMAR);:RETURN
1600 SCR=SCR+320/H:FOR I=N1 TO
HT/N8
1601 IF MODE=0 THEN ? #N4;"K";
CHR$(COLL);CHR$(COLH);PRNT$(
(N1,LIM):GOTO 1610
1602 IF MODE=1 THEN ? #N4;"L";
CHR$(COLL);CHR$(COLH);PRNT$(N1,
LIM):GOTO 1610
1603 IF MODE=3 THEN ? #N4;"Z";
CHR$(COLL);CHR$(COLH);PRNT$(N1,
LIM):GOTO 1610
1604 IF MODE=6 THEN ? #N4;"Y";
CHR$(COLL);CHR$(COLH);PRNT$(N1,
LIM):GOTO 1610
2100 FOR J=N1 TO W
2101 IF MODE=0 THEN ? #N4;"K";
CHR$(COLL);CHR$(COLH);PRNT$(N1,
LIM):GOTO 2110
2102 IF MODE=1 THEN ? #N4;"L";
CHR$(COLL);CHR$(COLH);PRNT$(N1,
LIM):GOTO 2110
```

```
2103 IF MODE=3 THEN ? #N4;"Z";
CHR$(COLL);CHR$(COLH);PRNT$(N1,
LIM):GOTO 2110
2104 IF MODE=6 THEN ? #N4;"Y";
CHR$(COLL);CHR$(COLH);PRNT$(N1,
LIM):GOTO 2110
```

DESIGNER LABELS FIXES

Designer Labels (*Antic*, April 1987) doesn't display the directory of pictures saved with Broderbund's Print Shop Companion, even though you can load a picture if you know the filename. To display the directory, change line 3040 to:

```
3040 FOR X=CO TO 96 STEP 32:IF
B$(X+20,X+20)<>"X" AND
B$(X+20,X+20)<>"x" THEN 3060
```

The above program line comes from *Converter* (*Antic*, December 1987).

Also, after each run of labels, the printer platen must be rolled back so that the next run will print in the vertical center of the labels. But the following line modifica-

NEW HACK BACK Special OFFER

The Alpha Systems HACK BACK contains all our finest products for making Back-up copies, Analyzing, Understanding and Protecting your Atari programs. It comes complete with Atari Protection Techniques (Book and Disk I), Advanced Protection Techniques (Book and Disk II), The Chipmunk, The Scanalyzer, The Impersonator and Disk Pack 1000. Worth over \$150. Get them all for the special price of **Just \$99.95**

Atari Software Protection Techniques Vol I & II

These Book and Disk packages detail the most advanced copy protection methods in use today. They guide you through the methods used to create the protection as well as the copying techniques to get around them. They include information on Phreaking • Hacking • On-line security • Black boxes • Self-destructing programs • Pirate bulletin board systems • Logic bombs • New piracy laws • Hardware data keys • Weak sectoring (Phantom, Fuzzy and unstable sectors) • Overfilled tracks • CRC errors • Bank Select cartridges and MUCH, MUCH MORE. The disks include automatic program protectors, Protection Scanners, directory hiding and more.

BOOK I and DISK I \$24.95
BOOK II (Advanced protection) and DISK II \$24.95
Special Offer, Order both sets for Only \$39.95

CHIPMUNK

Automatic Disk Back-Up System. Make perfectly running unprotected back-up copies of hundreds of the most popular Atari programs. Chipmunk's sophisticated programming Automatically finds and REMOVES copy protection from most Atari programs. Back-up even heavily protected programs with ease. Finally, a back-up system that needs no special hardware or skills.

(If you need a full list of what Chipmunk copies, call or write for our free catalog) **\$34.95**

Scanalyzer Automatically scan & analyze commercial programs. Unlock programming secrets and learn from the masters **\$29.95**

Impersonator Cartridge to Disk back up system. Create running back-up copies of any cartridge (up to 16K) **\$29.95**

NEW CHEAT

Get more from your games with CHEAT. Tired of spending days trying to beat a game? Tired of getting stuck just when you need another life? Cheat is an innovative new product that gives you the chance you need to beat your favorite games. Cheat works with hundreds of Atari games to give you unlimited lives or power. End the frustration and get hours more enjoyment from your games. (Call or write Alpha Systems for our free catalog with a full list of the programs that work with Cheat) **ONLY \$24.95**

BASIC TURBOCHARGER

NOW for the first time a BASIC programmer can get the power, flexibility and incredible speed of machine language. BASIC TURBOCHARGER is a **book and disk package** that contains over 150 ready to use machine language routines. Complete instructions show how to add them to your own BASIC programs to get these features and more: • Smooth Scrolling • Player/Missile control • Load & Save Picture files • Sorting and Searching • Special Effects Graphics • Incredible Speed • Much, Much More • Over 150 programs. You've heard of the power of Assembler, now harness it for your own needs. **\$24.95**



24 HOUR
HOTLINE **216-374-7469**
VISA & MASTERCARD, ORDER BY
PHONE, OR SEND MONEY ORDER TO:

ATARI 8-BIT POWER

ALPHA SYSTEMS is constantly innovating to provide more power for your 8-bit Atari

NEW PARROT II

An All New Parrot sound digitizer for your Atari. Parrot II is a sophisticated new hardware device that plugs into your joystick port. Parrot II has two inputs, one for a microphone and one for a powered source such as a tape player, radio or Compact Disk.

The Powerful Parrot II software lets you record sounds into your computer and play them back on any Atari. Parrot II turns your computer's keyboard into a musical instrument with nine different sounds covering three octaves each. The sounds can be anything, a dogs bark, a piano, a complete drum set, a symphony or your own voice.

Parrot II lets you modify the sounds on a graphic display to create brand new sounds and special effects. Best of all, the sounds and voices can be put into your own programs that can be used on any standard Atari. Explore the world of digital sound and music. **ONLY \$59.95**

Pre-Recorded Sound Disk More pre-recorded sounds for Parrot **\$4.95**
PARROT II Demo Disk (Does not require Parrot to run) **\$5.00**

NEW POP-N-ROCKER

a fast paced, multi-player trivia game that mixes questions with real songs (digitized with Parrot). Be the first to identify the songs and answer the music trivia questions. *Pop-N-Rocker* comes with three data disks and lets you add new questions so it will never get old. You can use a Parrot Sound digitizer to add new songs too! Use any kind of music from Rock to Classical to Nursery Rhymes. A new concept in entertainment and a perfect add-on for Parrot. **\$24.95**

COMPUTEREYES & MAGNIPRINT II +

Turn your computer into a digital portrait studio. This complete package lets you capture, save & print digital images from your Video Camera, VCR or TV. COMPUTEREYES hardware plugs directly into your joystick ports for easy use. Print your picture on a 6 foot poster. **\$119.95**

ComputerEyes camera system

Comes complete with everything above, plus a black and white video camera and connecting cable. **\$329.95**

Graphics 9 Software - Add a new dimension to your COMPUTEREYES pictures - captures images in 16 shades of grey. **\$12.00**

Magniprint II +

Easily the most powerful print program available today. Print graphics from almost any format in hundreds of shapes, sizes, and shades. Supports color printing and lets you create giant posters. Magniprint II+ lets you stretch and squeeze, invert, add text, adjust shading and much more. Works with EPSON, NEC, Citoh, Panasonic, Gemini, Star, XMM801, and compatible printers. (850 interface or equivalent required). **\$24.95**

Graphics Transformer

Now you can combine the most powerful features of all your graphics programs. Create print shop icons from a Kodak pad picture, from a photo digitized with ComputerEyes, or any picture file. Graphics Transformer lets you Shrink, Enlarge and Merge pictures for unequaled flexibility. **\$22.95**

YOUR ATARI COMES ALIVE

SAVE MONEY. Finally an alternative to buying expensive computer add-ons. Your Atari Comes Alive shows you how to build them yourself. This "How-To" book and disk package gives you complete step by step instructions and programs needed to build and control these exciting devices and MORE: • Light Pen • Light & Motor Controllers • Alarm Systems • Voice Recognition • Environmental Sensors • Data Decoders • More than 150 pages. **Your Atari Comes Alive \$24.95**



GIANT WALL SIZED POSTERS.

ALPHA SYSTEMS 1012 SKYLAND DRIVE MACEDONIA, OH 44056 FREE BONUS: DELUXE SPACE GAMES (3 games on a disk) free with any order of 3 or more items. Include \$3.00 ship & hdlg (US Canada) Ohio res. add 5 1/2% sales tax. Foreign orders add \$8.00 ship & hdlg. Call or write for free catalog. Customer Service Line (216) 467-5665 M-F 9-3.

I/O Board

tions take care of this—on Epson and Gemini printers:

```
2260 FOR I=C1 TO NLABELS:IF I=C1
THEN GOTO 2270
```

```
2262 ? #C2: ? #C2:IF PEEK(53279)=C3
THEN POP:CLOSE #C2:RETURN
```

```
2310 IF P=-C1 THEN ? #C2:GOTO
2330
```

```
2320 ? #C2
```

These modifications delete some printer control codes. Turn your printer off and back on again before booting another program that uses the printer.

Phil Snider

Chattanooga, TN

VENDORS HELP ONLINE

Type **GO ATARIVEN** to get to the Atari Vendor Support Forum, a new SIG in the Atari section of CompuServe. As of late February, 1988, six vendors, ICD, Inc., Intersect Software, Michtron, Drafix, QMI and Regent Software have uploaded libraries full of short programs, patches, text files of tips, etc. Company representatives are also available to read your comments and answer your questions—ANTIC ED

BIORHYTHM FIX

Three readers pointed out a mistake in **BASIC Biorhythms** (Antic, January 1988). In line 2232, change the **GOTO** statement from **GOTO 2240** to **GOTO 2234**. Also, "February" is misspelled in line 4020.

Antic thanks Rick Weissmann of Colorado Springs, Colorado; Dennis Leitch of Yakima, Washington and Gordon Haddrell of Summerland, British Columbia.—ANTIC ED

Antic welcomes your feedback, but we regret that the large volume of mail makes it impossible for the Editors to reply to everyone. Although we do respond to as much reader correspondence as time permits, our highest priority must be to publish I/O answers to questions that are meaningful to a substantial number of readers.

Send letters to: **Antic I/O Board, 544 Second Street, San Francisco, CA 94107.**

THE BEST-SELLER YOU'VE BEEN ASKING FOR— The Newsroom® is now available for your 8-bit Atari®.

The Newsroom includes everything you need to create great looking newsletters: Choose from over 600 pieces of clip art • Modify clip art or create your own with powerful drawing tools • Use the built-in word processor to write in any of five fonts • Change your page easily—text automatically wraps around pictures to simplify layout and editing • Add Clip Art Collection™ Volumes for truly professional results!

Over 350,000 families, schools and businesses are using The Newsroom to tell their story. Now it's your turn.



Mix text and graphics in two-column layouts with dramatic full-width banners!

SAVE up to \$70 (over 50%!) on The Newsroom and Clip Art Collection™ Volumes.

- **Clip Art Collection Volume 1:** Over 600 pieces of all occasion art.
- **Clip Art Collection Volume 2:** Over 800 pieces of business art.
- **Clip Art Collection Volume 3:** Over 600 pieces of sports and recreation art.

Product(s)	Suggested Retail	Special Offer	You Save
The Newsroom	\$ 49.95	\$39.95	\$10.00
The Newsroom + any 1 Clip Art Vol.	79.90	\$49.90	30.00
The Newsroom + any 2 Clip Art Vols.	109.85	\$59.85	50.00
The Newsroom + all 3 Clip Art Vols.	139.80	\$69.80	70.00

Each Clip Art Collection Volume has a suggested retail value of \$29.95. The Newsroom and Clip Art Collections are available for these Atari 8-bit computers: 800XL™, 130XE™, 65XE™, Atari 1050™ or compatible disk drive required.

To order by phone, call toll-free:

1-800-445-4780, ext. 3004

Phone orders accepted 24 hours (VISA/Mastercard only). Ask for "The Newsroom Atari Offer." 30-day money-back guarantee! This is an exclusive offer directly from Springboard. This offer ends July 31, 1988.

TO ORDER BY MAIL Complete the order form and mail it with payment to: Springboard Software P.O. Box 141079 Minneapolis, MN 55414-0079		Name _____ Address (No P.O. Box) _____ City _____ State _____ Zip _____ Phone (____) _____																														
FORM NO. 3004 Offer expires July 31, 1988																																
Check the Atari 8-Bit offer you want		Check the volume(s) you want																														
<input type="checkbox"/> The Newsroom only N1010 <input type="checkbox"/> The Newsroom + 1 Clip Art <input type="checkbox"/> The Newsroom + 2 Clip Arts <input type="checkbox"/> The Newsroom + 3 Clip Arts		<table border="1"> <tr> <th>Clip Art Vol. 1 C1011</th> <th>Clip Art Vol. 2 C1012</th> <th>Clip Art Vol. 3 C1013</th> </tr> <tr> <td>-----</td> <td>-----</td> <td>-----</td> </tr> <tr> <td></td> <td></td> <td></td> </tr> <tr> <td></td> <td></td> <td></td> </tr> <tr> <td></td> <td></td> <td></td> </tr> </table>	Clip Art Vol. 1 C1011	Clip Art Vol. 2 C1012	Clip Art Vol. 3 C1013	-----	-----	-----										<table border="1"> <tr> <th>You pay only</th> <th>Write in your price</th> </tr> <tr> <td>\$39.95</td> <td></td> </tr> <tr> <td>\$49.90</td> <td></td> </tr> <tr> <td>\$59.85</td> <td></td> </tr> <tr> <td>\$69.80</td> <td></td> </tr> <tr> <td>SUBTOTAL</td> <td></td> </tr> <tr> <td></td> <td>\$5.00</td> </tr> </table>	You pay only	Write in your price	\$39.95		\$49.90		\$59.85		\$69.80		SUBTOTAL			\$5.00
Clip Art Vol. 1 C1011	Clip Art Vol. 2 C1012	Clip Art Vol. 3 C1013																														
-----	-----	-----																														
You pay only	Write in your price																															
\$39.95																																
\$49.90																																
\$59.85																																
\$69.80																																
SUBTOTAL																																
	\$5.00																															
Please check one: <input type="checkbox"/> Check/Money Order (Payable to Springboard) <input type="checkbox"/> VISA <input type="checkbox"/> MasterCard <input type="checkbox"/> School P.O. Attached Card No. _____ Exp. Date _____ Signature (required) _____																																

IMPORTANT INFORMATION: Springboard will accept orders by phone or mail within the U.S. and U.S. Dollars only. No cash, C.O.D. or P.O. boxes accepted. Please allow 2 to 3 weeks for delivery.
 Please copy this form for additional orders.
 Springboard, The Newsroom and Clip Art Collection are trademarks or registered trademarks of Springboard Software, Inc. Atari 800XL, 1050, 65XE and 130XE are trademarks or registered trademarks of Atari Corporation. The Newsroom Atari does not include The Wire Service feature.

SPRINGBOARD

New Products

New Products notices are compiled by the Antic staff from information provided by the products' manufacturers. Antic welcomes such submissions, but assumes no responsibility for the accuracy of these notices or the performance of the products listed.

IC1050 CONTROLLER

(disk enhancement)
Innovative Concepts
31172 Shawn Drive
Warren, MI 48093
(313) 293-0730
\$21.95, 1050 disk drive
CIRCLE 219 ON READER SERVICE CARD


Write to the back side of a 5 1/4 inch floppy without having to notch it. The **IC1050 Controller** works on all 1050s, including those with upgrades. The three-position switch on the IC1050 Controller has the following modes—Standard, Protect Off (will write to any disk) and Protect On (will not write at all). The Controller has a two-color LED for monitoring its write-protect status, and no soldering is required.



FLOPPICLENE

(disk drive cleaner)
Tech-Sa-Port
P.O. Box 5295
Pittsburgh, PA 15206
(412) 661-2629
\$34.95
CIRCLE 222 ON READER SERVICE CARD

The wet portion of the **Floppiclene** wet/dry system cleaning disk loosens foreign particles, and the dry portion wipes them off. Floppiclene contains 20 100% disposable cleaning disks (so there's no recontamination of the head), plenty of cleaning solvent, a reusable disk envelope, two anti-static screen wipes and two lint-free wipes for drying off the monitor.



STAR NR-10

(dot-matrix printer)
Star Micronics America, Inc.
200 Park Avenue, New York, NY 10166
(212) 986-6770
(800) 537-8270
\$549
CIRCLE 221 ON READER SERVICE CARD

How does 60 characters per second (cps) sound—in near letter quality? How about 240 cps in draft? That's the speed of the Star **NR-10** and the wider-carriage **NR-15** (\$799), according to the manufacturer. These parallel printers require no DIP switch manipulation—all controls are on the front panel. Features include auto paper feed, tractor feed and forward or reverse feed, an expandable 12.6K print buffer.

PRINTPOWER

(printing software)
Hi Tech Expressions
1700 Northwest 65th Avenue
Suite 9
Plantation, FL 33313
(800) 848-9273
(305) 584-6386 In Florida
\$14.95, 64K disk
CIRCLE 223 ON READER SERVICE CARD

Print greeting cards, invitations and announcements in two-fold horizontal, two-fold vertical and tent card formats with **PrintPower** from the people who gave you AwardWare (reviewed in **Antic**, November 1987). **PrintPower** prints signs, posters, flyers, stationery, letterhead, memos, notepaper and banners, and the onscreen template lets you visualize your work as you create it. The program features six typefaces with seven variations each and three different type sizes; line-by-line editing; 40 different borders and 60 different graphic designs.

1050 DETECTIVE

(disk utility)
Del Com Services
803 Eisenhower Drive
Augusta, GA 30904
(404) 738-2139
Requires 48K, 1050 disk drive,
BASIC Rev. A or C
\$19.95
CIRCLE 218 ON READER SERVICE CARD

The **1050 Detective** lets you explore the Serial Input/Output area of Atari 8-bit computers and shows you how to control your 1050 drive—even one with modifications. Included programs are in BASIC, sometimes including machine language subroutines, and several type-in programs are included in the 29-page documentation.

CHILDHOOD SOFTWARE SURVEY

(resource list)
High/Scope Educational Research Foundation
600 N. River Street
Ypsilanti, MI 48198-2898
(313) 485-2000
\$20
CIRCLE 220 ON READER SERVICE CARD

Yes, there is a significant amount of Atari 8-bit software listed in this book. **The 1988 Survey of Early Childhood Software** helps parents and teachers find just the right software for children aged 3 to 6. Nearly 300 comprehensive, practical descriptions rate each program on ease of use, educational value, instructional design, computer compatibility, skills required and amount of adult supervision needed. Titles are listed by computer brand name, content area and overall rating.

Return the favor. When you call a manufacturer or supplier about a product you've seen advertised or otherwise mentioned in ANTIC, please tell them so. This will help us to continue to bring you the latest information about products that will make your Atari computer an even more valuable investment in the future.
—ANTIC ED

Program By TONY BARNES

Escape From Hell!

Abandon all hope, ye who don't use TYPO II

Your programming sins have condemned you to eternal suffering! But maybe—just maybe—you can gain absolution and ascend through the heavenly gates. Escape from Hell! is a BASIC program that works on 8-bit Atari computers with at least 48K memory, disk or cassette.

"There must be some mistake," whimpered Myron. "I didn't deserve to be sent to Hell!" But his guilty thoughts nagged at him, "Is it because I wrote yet another game ripping off Lode Runner? Or could it be... because I never used TYPO II, found in every issue of the **Antic** Software Library?"

Disconsolate, Myron began to wail, "But I didn't do anything bad enough to be damned to eternal torment! Let me out!" However, his pleas fell on deaf horns. And he knew he must learn to program the **Antic** way in order to *Escape from Hell!*

Step into the cloven hooves of Myron the Damned and walk through the infernal flames of the lowest and most fiendish levels of Hades—reserved for those who never use TYPO II even after continually getting all sorts of avoidable program errors and blaming everything on **Antic**.

You've got a time-limit to race through each of the six levels of Hell and snatch up every single back issue of **Antic**. If you succeed, you go up to the next level. If you fail, you must overcome an extra death.

Oh, and did anybody mention the Devil? Hey, that kooky Satan isn't going to make things easy or fair for you. That's why he's the Devil. He's going to chase you till he catches you, and if you lose your four deaths, not only will you burn in Hell forever—you'll also be forced to listen to constant bragging from owners of Commodore computers.

HOW TO PLAY

Type in Listing 1, HELL.BAS, check it with TYPO II (if you don't want to end up like Myron the Damned) and SAVE a copy before you RUN it.

If you have trouble typing the special characters in lines 9022 and 10001-10009, don't type them in. Instead, type Listing 2, check it with TYPO II and SAVE a copy. When

you RUN Listing 2, it creates these hard-to-type lines and stores them in a file called LINES.LST.

To merge the two programs, disk users LOAD "D:HELL.BAS" then ENTER "D:LINES.LST". Cassette users CLOAD Listing 1, then insert the separate cassette used for Listing 2 and ENTER "C:". Remember to SAVE the completed program before you RUN it.

After the title screen engulfs you in flame, press the joystick button to play Escape from Hell! Myron is the little green guy, and Satan's the little red one waving his pitchfork. Move around with the joystick, grabbing every **Antic** "A" logo you can. If you get them all without being dusted by the Devil, you'll go up to the next level.

You get between five and ten points for each back issue of **Antic** you grab, but the Devil decides how many points you need—it's different each time, anything between 2,500 to 5,000 points. In fact, if Satan so decrees, you might have to go through more than one cycle of the six screens.

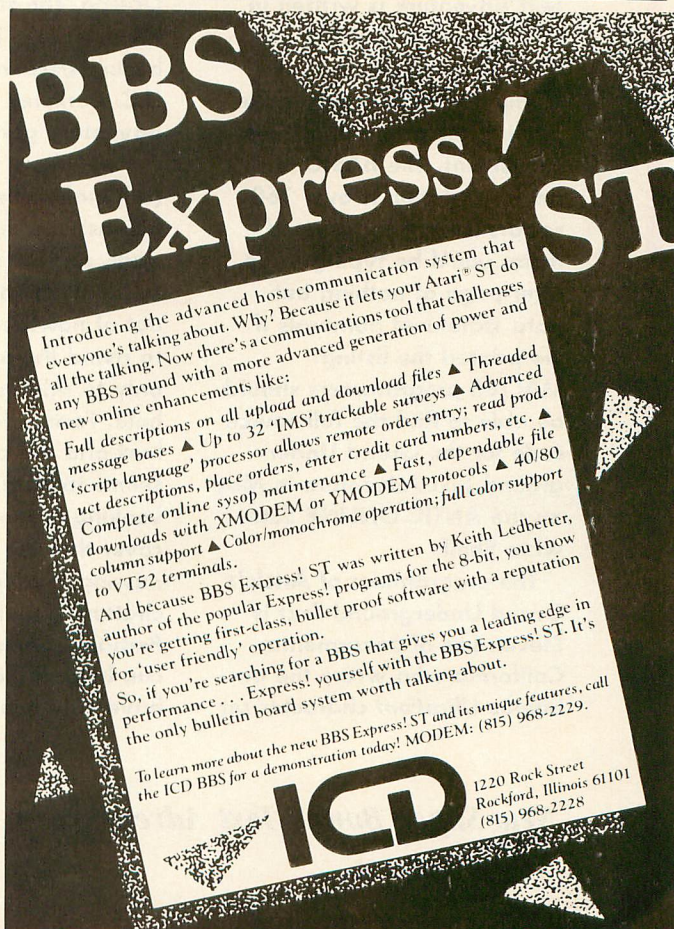
WATCH OUT

Here are some hazards on your Escape From Hell:

If you step in a fire pit, the unbelievable pain and shock will send you skyrocketing—but that's the only way to move upward within a screen. No pain, no gain.

Watch out for shaky ground. You can only cross it once—the next time you try, it'll fall out from under you

continued on page 15



BBS Express! ST

Introducing the advanced host communication system that everyone's talking about. Why? Because it lets your Atari® ST do all the talking. Now there's a communications tool that challenges any BBS around with a more advanced generation of power and new online enhancements like:

- Full descriptions on all upload and download files
- Threaded message bases
- Up to 32 'IMS' trackable surveys
- Advanced 'script language' processor allows remote order entry; read product descriptions, place orders, enter credit card numbers, etc.
- Complete online sysop maintenance
- Fast, dependable file downloads with XMODEM or YMODEM protocols
- 40/80 column support
- Color/monochrome operation; full color support to VT52 terminals.

And because BBS Express! ST was written by Keith Ledbetter, author of the popular Express! programs for the 8-bit, you know you're getting first-class, bullet proof software with a reputation for 'user friendly' operation.

So, if you're searching for a BBS that gives you a leading edge in performance... Express! yourself with the BBS Express! ST. It's the only bulletin board system worth talking about.

To learn more about the new BBS Express! ST and its unique features, call the ICD BBS for a demonstration today! MODEM: (815) 968-2229.

ICD 1220 Rock Street
Rockford, Illinois 61101
(815) 968-2228

CIRCLE 032 ON READER SERVICE CARD

Grand Underground Text Adventure

New challenge for Zork fans

By STEVEN LEE

Fans of large-scale text adventures will find a challenging quest in this month's Super Disk Bonus—Antic's Grand Underground Text Adventure. If you're homesick for the mysterious Zork type of realm, here's your chance to go back below ground and attempt to survive a whole menagerie of monsters—gnomes, elves, dwarves, trolls, ogres, vampires, wizards, giant rats. . .

Antic's Grand Underground Text Adventure is written in fast, powerful MAC/65 machine language and boasts multiple windows that make playing the game a lot more convenient. The BASIC runtime translation is over 160 sectors long, which would mean you'd be typing page after page of nothing but data statement numerals if we printed the listing. MAC/65 programmers should be able to find the full source code for the Grand Underground Text Adventure in May on the ANTIC ONLINE Software Shelf.

The programmer of Antic's Grand Underground Text is Steven Lee of Sacramento, California who wrote the ambitious *UltraFont* character set



editor in our August 1986 issue. He is a computer engineering major at California Polytechnic Institute, San Luis Obispo. The story layout is by his sister Wai Ping Lee, a business/economics major at U.C. Berkeley and an avid adventure gamer.

Here's how the adventure (originally titled Spare Tire) begins: You're driving along dark, narrow roads when suddenly a little dog appears out of nowhere. You swerve to avoid the hitting the pup, only to skid into a cavernous hole. Fortunately you are not hurt and the only damage seems to be a very flat tire. Looking in the trunk, you discover that the spare tire is missing. Suddenly you hear chattering noises from below. Perhaps someone down there can help. It looks as if you have only one choice, to in-

vestigate and attempt to find a spare tire.

This month's Antic Disk also has a help file for the Grand Underground Text Adventure including a list of acceptable command verbs. To read the Help file or obtain a printout, select choice 5, HELP.BAS, from the Side A menu.

Your May 1988 Antic Disk—featuring the Grand Underground Text Adventure as well as every type-in program from this issue—will be shipped to you within 24 hours after receiving your order. Just phone Toll-Free to the Antic Disk Desk at (800) 234-7001. The monthly disk is only \$5.95 (plus \$2 for shipping and handling) on your Visa or MasterCard. Or mail a \$5.95 check (plus \$2 shipping and handling) to Antic Disk Desk, 544 Second Street, San Francisco, CA 94107.

Programmers: Antic wants to see your most ambitious programs, even those too large or complex for printing as a type-in listing. High-quality programs in any language that has a runtime version are now eligible for consideration as a Super Disk Bonus. ■

New Super Bonus Text Adventure • only \$5.95 on the Antic Monthly Disk!



Mary Rbomberg Pelouquin

Part of the *Antic* *Escape From Hell!* re-design team at work: Seated, Charles Jackson. Standing (from left), Scot Tumlin, Jon Bell, Carolyn Cushman.

ESCAPE FROM HELL!

continued from page 13

and send you plummeting. The Devil, however, can go wherever he wants, because it's his turf.

By the way, you can use your joystick to "fall" horizontally—the laws of physics are a bit hinky in Hell.

When you reach higher levels, watch out for the arrows. You can't travel against the direction of an arrow. But the Devil can, you betcha. If you wanted death to be fair, you never would have wound up in Hell.

There's also a suicide mode. On any game screen if you're in an impossible situation, press the joystick button. Sure, you'll lose a death, but at least you can start over.

After you have grabbed the Satanically randomized number of *Antic* logos, you'll be absolved and the Hallelujah Chorus will accompany your ascent into Heaven.

CHALLENGE FROM HELL

The *Antic* staff hereby apologizes to author Tony Barnes, who will be very surprised to see what became of his game here. We originally accepted the game because it ran smoothly, was well-programmed and had some interesting variations at the higher levels. But when we actually sat down to prepare it for publication in this issue, a little jazzing up seemed to be needed.

As submitted, the game was titled "Dynamite Dan" and it had a little guy running through a dungeon maze while picking up dynamite sticks and jumping on trampolines to escape from a robot that searched in random patterns. Well-done, but nothing that hadn't been seen before.

So *Antic* Technical Editor Charles Jackson started idly changing POKE values to get a more ominous background color. Looking at the new hellish red that eventually wound up in the infernal flames and on the title screen, Editor Nat Friedland commented, "Escape From Hell! The little guy is condemned for his programming sins."

Ultimately the whole *Antic* staff became obsessed by this conversion project. Charles Jackson spent more time overseeing the program changes than we'd like to admit to Publisher James Capparell. Assistant Editor Gregg Pearlman wrote the new game scenario. Editorial Assistant Carolyn Cushman helped work on the new sound and graphics. The idea for the final ascension came from Ad Production Coordinator Katie Murphy.

In fact, we had so much fun putting changes into

Barnes' clean, sturdy program that *Antic* challenges *you* to come up with a new adaptation which is totally different from *Escape From Hell!* Keep the same overall program structure, but change the character set, the look of the screen, the storyline, etc.

FINAL JUDGMENT

Antic will judge the entries and all best adventures will appear as a bonus on the November 1988 *Antic* Disk. Winners will receive a copy of that disk issue. The Grand Prize winner also gets any single *Antic* Software product from The Catalog.

Mail your programs and story textfiles on a standard, single density disk that's compatible with DOS 2. Include a printed copy of your new scenario. Send entries to: Challenge From Hell, *Antic* Magazine, 544 Second Street, San Francisco, CA 94107. All entries must be received by July 5, 1988.

On your disk label, please *neatly* print: Challenge From Hell, your name, address, phone number and the filename(s) on that disk. Contest entries become the property of *Antic* Publishing, Inc., and the disks cannot be returned. ■

Tony Barnes is a San Franciscan making his first appearance in Antic. We hope he's not too upset about what happened to his program.

FOR MORE ARTICLES LIKE THIS, CIRCLE 203 ON READER SERVICE CARD.

Listing on page 69

SpartaDOS Tool Kit

Now SpartaDOS is reaching new potentials with a little help from our SpartaDOS Tool Kit! It's packed full of power and ready to boost SpartaDOS with utilities written especially for the serious user.

- RENDIR.COM: rename subdirectories
- VDELETE.COM: verify delete
- WHEREIS.COM: find a file anywhere on disk
- MIOCFG.COM: save and reload M I/O configurations on floppies
- SORTDIR.COM: sorts directories many ways
- DISKRX.COM: SpartaDOS disk editor and recovery tool
- DOSMENU.COM: menu for Atari DOS 2 lovers
- COMMAND.COM: programmable function keys, IBM-type console keys and more.

Each innovative tool commands a new form of energy and strength when teamed with our already powerful SpartaDOS. There's really no limit to what these power tools can do for you!

1220 Rock Street
Rockford, Illinois 61101
(815)968-2228
BBS: (815)968-2229




CIRCLE 033 ON READER SERVICE CARD

8-BIT PRODUCT REVIEWS

continued from page 14

scripts and superscripts. The 1091i emulates the Epson RX-80 or the IBM Proprinter. It has seven bit-image graphics modes (ranging from 60 dots per inch to 240), a two-year warranty and a retail list price of \$299.

The ribbon cartridge simply pops in. It has a hole you can poke to darken the ribbon after it becomes light. The manual provides all the technical information you need for customizing printer drivers, designing character sets or writing screen dumps—even beginners can experiment with the sample BASIC programs provided. The KX-P1091i readily works with Atari 8-bit computers if you supply a parallel interface (such as the P:R: Connection or Atari 850) and set DIP switch SW3 (line feed switch) to ON.



The KX-P1091i does quite well in terms of speed, print quality and noise level. This Panasonic took only 19 seconds to print out a double-spaced page in pica draft mode and 61 seconds in NLQ mode.

The draft print passes the practical test—it is quite readable in all pitches, from pica to condensed. While the NLQ printing won't pass for daisy-wheel printing, it's good.

The KX-P1091i does have a few drawbacks. The parallel port is located in the rear, encouraging fanfold paper to snag on the edge of the ribbon cable. And the design of the tractor is too simple. The paper pinholes hook on only the front of the tractor instead of both front and the back. If the paper is not precisely positioned, it tends to pull off the tractor. This sometimes happens with even more

expensive printers, but the simplistic construction of this tractor compounds the problem.

The cover must be snapped off or on. It is bothersome to line up the paper since you cannot easily see its top edge through the smoke-tinted lid. But none of the printer's faults are fatal. The Panasonic KX-P1091i Model II packs a lot of punch for the price.—JARED LUM

\$299. Panasonic Corp., 2 Panasonic Way, Secaucus, NJ 07094. (800) 222-0584.

CIRCLE 210 ON READER SERVICE CARD

SHILOH

Shiloh: Grant's Trial in the West is SSI's new Civil War game for one, two or no human players and it requires meticulous attention to detail. The costly two-day struggle was characterized more by inexperience and incompetence than by skill and courage. And in the game, a talented Confederate commander can easily "change history."

Shiloh's three levels of complexity each have multiple options for difficulty, visibility, reinforcements, ammunition, unit efficiency and scenario length. Both commanders have infantry, artillery and cavalry units. The North also has gunboats for fire support.

At the Intermediate level, forces must be kept organized to avoid penalties from poor command control. Brigades *must* be broken down into more effective "demi-brigades," and units can be placed in different formations for more efficient movement or combat. The Advanced game limits ammunition, but lets you fortify positions.

The graphics are fairly good. Shiloh can be played on either a large-scale "strategic" map or a more detailed tactical map of 200-yard squares in a 30×30 grid.

The fine manual contains tutorials on movement and information gathering, and SSI provides a battlefield map card with game data on the back. It should have contained a list of commands, since the "online command help" doesn't help much. The Order

of Battle listings in the manual *must* be kept at hand during the game to maintain command control.

Shiloh plays fairly well at the Basic level, and there's also a nice joystick option here (though you can't move diagonally). You *cannot* play the Intermediate and Advanced levels with a joystick—unless you install your own driver (*SSI Joystick Commander*, *Antic*, January 1988).

At the more complex levels, the addition of greater detail slows Shiloh down. Much more time must be spent planning the operations and combat phases of each turn. When you're done with your move, the computer takes several minutes to make its moves.

If you have plenty of time, Shiloh is challenging and entertaining. Keeping your forces organized will bring far greater success than the historical commanders had.—RICH MOORE

\$39.95, 48K Disk. Strategic Simulations, Inc., 1046 N. Rengstorff Avenue, Mountain View, CA 94043. (415) 964-1353.

CIRCLE 209 ON READER SERVICE CARD

BATTY BUILDERS

Thunder Mountain's **Batty Builders** is supposed to be designed for ages 8 and up—up to about 13, I'd say. A joystick-controlled little stick figure runs across the bottom of the screen, trying to catch one of four different kinds of falling blocks and then tossing them into the right row so that all the blocks are aligned at the end.

You get points for catching the blocks and even more for putting them in the proper rows. You also get bored real quick from the simplicity of the challenge and the 1970s feel of the graphics. To Thunder Mountain's credit, they do give an exact idea of what the game screen looks like on the package. So what you see is what you get, but what you get won't provide much entertainment for anyone older than 13.—RICK TEVERBAUGH ■

\$9.95. Thunder Mountain, P.O. Box 1167, Northbrook, IL 60065-1167. (800) 221-9884.

CIRCLE 211 ON READER SERVICE CARD

Sleuth

Challenging memory game, no reading required

Faces, houses, telephones, musical notes, helicopters and spacemen are only a few of the pictures that kids can match in this 342-square memory game modeled after TV's famed "Concentration." The BASIC program works with all Atari 8-bit computers of any memory size, disk or cassette.

In this brain-challenging game, two players compete to be first to match 10 pairs of little pictures hidden behind 19 rows and 18 columns of blank blocks. That's a total of 342 possible hiding places—and the pictures are randomly scattered into different positions every time you play the game. So you'll need to focus all your memory skills.

Unlike the other variations of TV's "Concentration" that we have published in recent months—*BASIC Concentration ST* (April 1988) and 8-bit *Recall* (May 1988)—Sleuth does NOT require players to guess words after finding the image pairs. Therefore, Sleuth is a particularly suitable challenge for families with kids who don't read yet.

GETTING STARTED


Type in Listing 1, SLEUTH.BAS, check it with TYPO II and SAVE a copy before you RUN it. This two-player program works with either two joysticks (each player uses their own), or with one joystick shared by both players in turn.

When RUN, Sleuth asks you whether you're using one joystick or two. Next, Sleuth draws a black-bordered 18 X 19 grid and a little "man" at both bottom corners of the screen.

Each player then takes turns moving the flashing cursor from the center of the screen to any other square in the grid. Pressing the joystick button reveals a yellow icon. You then move to another square and press the button again.

If you uncovered a pair of icons, they'll both turn green and remain onscreen. If the two icons *don't* match, there's an onscreen countdown of 10 seconds and you must try to memorize the icon locations before they're covered up again.

A match is worth one point and will make your little man jump joyfully at the bottom of the screen. After one



player gets 10 points and wins, a star appears below the winner's jumping man. Press [START] for another game.

HINTS

The key to winning at Sleuth is to remember the positions of shapes that were revealed a few turns previously. It's much easier to remember icon locations if you use points of reference. For instance, try exposing icons in the corners or beside others that were matched previously. Pay particular attention to the locations during the 10-second countdown—you can bet that your opponent will.

To change the cursor speed, change the variable D in line 170 ("FOR D=1 TO 20:NEXT D"). To change the countdown time, do the same thing in line 60.

continued on page 26


ST HOST ADAPTER

A better way to build an Atari ST hard drive system begins with our ST Host Adapter and ends with your choice of standard components.

In other words, you're not limited to those pre-packaged "Atari-only" systems any longer. The ST Host Adapter gives you the support you've been waiting for, whether you connect an SCSI controller to industry standard drives or connect SCSI imbedded drives directly to the ST Host Adapter.

Features include: Built in battery backed-up Time/Date Clock • Supports up to 7 SCSI devices from the ST DMA port • Allows daisy chaining of the DMA port • 100% compatible with Atari and Supra Hard Drive Systems • ICD's AUTOBOOT software allows booting directly from the Hard Drive • Includes format software and handlers to run standard drives with SCSI controllers (our SCSI controllers support two drives) • ICD's hard disk handler is the only one available with built in verify and error retry to ensure error-free read and write.

Build a better ST drive system with our ST Host Adapter. It's a great way to get the system you want . . . exactly the way you want it!



1220 Rock Street, Rockford, Illinois 61101 (815)968-2228 BBS: (815)968-2229

CIRCLE 034 ON READER SERVICE CARD

Atari SX212 and SupraModem 2400

Two breakthrough values in online hardware

ATARI SX212 MODEM

Atari Corp.
1196 Borregas Avenue
Sunnyvale, CA 94086
(408) 745-2000
For Atari 8-bit or ST
\$99.95

CIRCLE 243 ON READER SERVICE CARD

Reviewed By CHARLES JACKSON

The **SX212** (\$99.95) is Atari's first 300/1200 baud, Hayes-compatible direct-connect modem. It will work with your ST or your Atari 8-bit computer—without any additional interface devices. All in all, the SX212 is a safe, workable modem that offers Atari users an easy way to move up to 1200 baud online speed at the most affordable price on the market.


Best of all, the SX212 *works* fine! During hours of online testing at **Antic**, we did not have any problems with the SX212 power supply, a weak point of the Atari 1030 modem. Nor did we find any bare wire-tips dangling inside the case, as has been a worry to Atari XM301 modem owners (although it remains unclear if any equipment damage can be blamed on this threat).

The SX212 has a speaker, permitting you to hear busy signals, carrier tones and wrong numbers. If you've seen Atari's XEP80 eighty-column module (**Antic**, July 1987), you've already seen the SX212. Both were designed to use the same case. (This may explain why the silent XEP-80 has speaker brackets and a hole for a volume control. It also has recesses for eight modem status lights).

CONNECTING TO YOUR 8-BIT

Eight-bit owners have the option of connecting the SX212 in one of two ways. If you own an Atari 850 Interface or a P:R: Connection, you can connect it to your SX212 with a standard modem cable—and the SX212 will act like a Hayes modem. The Antic Technical Staff has successfully tested the SX212 with HomeTerm, BackTalk and 850 Express software.

If you don't own an 850 or P:R: Connection, you can connect the SX212 directly to your Atari "daisy-chain" with a regular Atari SIO cable—the same type of cable that connects your disk drive to your Atari. Unfortunately, the previously mentioned programs will not work with an SX212 connected this way.



Mary Romborg Peloguin

Presently there are only a handful of modem programs which support the SX212 without an 850-compatible interface. Most of these are Public Domain AMODEM terminal programs that have been altered to work with the SX212. There are also public domain "patch" programs which will similarly modify commercial online software such as HomeTerm. Check your favorite BBS and CompuServe's SIG *Atari for the latest patches.

Although the SX212 was first sold without software, future releases of the modem are to include the SX Express! program, the newest member of Keith Ledbetter's popular family of online software. An Atari spokesman says that as soon as their packaging contractor delivers the goods, SX Express! disks will be on sale along with an SIO cable for about \$19.95.

SX FOR ST

Your SX212 will also work with your ST. No special cables or adapters are necessary—just use a standard modem cable and plug it into the ST's modem port.

On the ST, the SX212 can be used with any terminal program which supports a Hayes-compatible modem. Using the ST, we successfully tested the SX212 with Flash and several types of VT-52 emulators. Finally, we used the SX212 and FoReM-ST software (Comnet Systems) to create and control a BBS.

FINAL THOUGHTS

Atari's SX212 modem appears almost suspiciously competent. The \$99.95 SX212 uploads, downloads and runs a BBS as efficiently as **Antic's** Hayes Smartmodem 1200—which sold for \$599!

But although the SX212 costs only a fraction of the Hayes Smartmodem, it is a bit more difficult to live with. The SX212 speaker volume control is located deep within the modem. You need a long, thin screwdriver to adjust it.

The status lights, which let you know what the modem is up to, are dim and difficult to see. Your eyes must be perfectly level with the modem to see *any* lights.

The SX212 only has one SIO port, so it must be placed at the far end of your chain of peripherals. Because of this limitation, you can't use the SX212 with any other single-port peripheral, such as a program recorder.

Documentation for the SX212 is adequate for a telecommunications novice, but there is very little for the serious programmer, and there is no documentation for the SX212's handler. The manual is a 51-page guide to installing the SX212 and using its command set.

Still, despite any imperfections, at only \$99.95 the SX212 is an unbeatable value for any Atari computer owner. ■

SUPRAMODEM 2400

Supra Corp.

1133 Commercial Way

Albany, OR 97321

(503) 967-9075 (orders)

(503) 967-9081 (technical support)

\$179.95

\$199.95 with cables and software

CIRCLE 205 ON READER SERVICE CARD

Reviewed by GREGG PEARLMAN

The **SupraModem 2400** direct-connect 300/1200/2400 baud modem has now been used extensively at **Antic** and we haven't had any trouble with this hardware—except on 2400 baud uploads and downloads, which can probably be blamed on the telephone line noise you'll inevitably encounter at 2400 baud.

The SupraModem 2400 is one inch high, 4 5/8 inches wide and 6 1/2 inches long. It can be stacked easily. On the back of the SupraModem, from left to right, you'll find a nine-volt power jack, a female RS-232C serial port, a "line" socket for the provided telephone cable and a "phone" socket for your telephone.

The SupraModem 2400 comes with a 64-page manual that extensively covers the controls, commands, configurations, S registers, auto-dialing and auto-answering, diagnostic tests, result codes, FCC rules and more.

If you're running a bulletin board system, you'll want to know that the SupraModem 2400 automatically answers calls and hangs up afterward, and you can change the baud rate through software. The modem comes configured for automatic tone dialing, but it can also be set for pulse auto-dialing.

According to Supra Corp, the SupraModem 2400 is completely Hayes-compatible. It has a speaker with three volume settings—loud, Louder and PAINFUL! Unfortunately this is controlled through software, not with a volume knob. And if you put a pillow over the modem, you won't be able to see the front panel lights to tell what's going on.

The eight front lights are:

HS High Speed (2400 baud)

AA Auto-Answer mode

CD Carrier Detect

OH Off Hook

RD Receive Data

SD Send Data

TR Terminal Ready

MR Modem Ready

Long, continuous use doesn't slow down the modem



or cause other troubles in transmission and reception. I accidentally left the power on over the weekend and the SupraModem 2400 showed no signs of resulting wear.

My data line at Antic Publishing is shared with the editorial staff of Model Shopper Magazine, so obviously we can't both go online at the same time. However, if the SupraModem is on when Model Shopper goes online, through the Supra's speaker I hear the dial tone and the number being dialed. I never noticed this on the Avatex 1200 modem I previously used.

In the Atari areas of CompuServe and GENie, opinions about the SupraModem 2400 thus far are mixed. Users either *really* like it or *really* don't. Many don't like the four-level volume control (three ons and an off). A few have had trouble running bulletin board systems, but we

continued on page 26

FlashBack!

It's our new SpartaDOS hard disk and Multi I/O back-up utility designed to save you time, effort, and most important, your files! With FlashBack!, the manual process of copying files is instantly eliminated and replaced with a surplus of automated functions . . . functions that will take the "manual" out of the procedure once and for all! Just look at some of these features:

- ▶ FlashBack! automatically creates subdirectories as needed
- ▶ Allows selective backup by date or archive bit
- ▶ Optionally formats each diskette before copying any files to it
- ▶ Allows files to be 'split' across diskettes
- ▶ Creates a complete listing of directories and files copied
- ▶ A solution to disk fragmentation which slows down disk I/O

FlashBack! supplies your 8-bit with enough backup power to put your mind at ease and keep your files at hand!

FlashBack! is unprotected and can run directly from any type of disk (requires SpartaDOS 3.2 or later).

1220 Rock Street
Rockford, IL 61101
(815) 968-2228
BBS: (815) 968-2229

CIRCLE 035 ON READER SERVICE CARD

Education

By PAUL WAXMAN

Big Bird, Ernie, the Tink Tonks — Only \$9.95 Each

Ernie, Big Bird, Grover and television's other "Sesame Street" characters have been making learning enjoyable and exciting for millions of children for more than a decade. Hi Tech Expressions bought the rights to the Sesame Street software series, originally published by CBS Software, and has re-released the programs at a fraction of their original cost.

As if the new price—\$9.95 each—isn't enough of an enticement, each package also includes a Sesame Street Growth Chart, a play manual that includes suggestions to help parents use the programs more effectively and an offer to receive a \$2 graphics disk for either PartyWare or AwardWare, or a sampler pack of their printer paper. Even if the programs were only fair, they and the extras would be well worth the money. But "fair" is not what these programs are. They're great—for children aged 3 to 6!




BIG BIRD'S SPECIAL DELIVERY

Big Bird and Little Bird must deliver a package containing an object from one of nine different categories: Clothes, Sports, Plants, Travel, Food, Animals, Kitchen Things, Buildings and Musical Instruments. **Big Bird's Special Delivery** has four possible destinations, each containing one item from four of the categories.

In Same Game, one of the items exactly matches the item to be delivered. In Find the Right Kind Game, one of the four is from the same category as the one Little Bird is holding. Since there are nine categories with six to eight items in each, the game can be played several times without much repetition.

Ability to match shapes (Game 1) and categorize (Game 2) are important first steps in developing good reading and math skills. This program helps reinforce those skills in a positive and enjoyable way. However, it would be more effective if it weren't for a few problems. The

graphics showing the items to be matched aren't all clearly recognizable. In fact, I had to look at the instruction booklet, which contains a list of all the items, to make sure what a couple of them probably were. Also, the children to whom I showed this program liked it at first but became bored fairly quickly.



ERNIE'S MAGIC SHAPES

With a wave of his magic wand, Ernie the Magician makes a shape float over his head. Another wave, and a second shape appears on a table nearby. The child now decides whether or not the two shapes match. If so, and the child agrees, Ernie nods and the two shapes float together before disappearing. If not, Ernie waves his wand, and a new shape appears on the table.

Ernie's Magic Shapes has six levels of play. At the lower levels, the child compares one shape to another or the colors of two similar shapes. Levels four and five require greater visual discrimination since the target object is made up of several shapes and each one has to be matched individually. At the highest level, there is a complex mixture of both shapes and colors.

The program is well designed, with neither the animation nor the program design becoming more important than the skills being developed. The shapes are clear and easily recognizable. Because of the increasing difficulty of the levels, the program will continue to challenge and teach your child as your child's capabilities increase—the program will grow with your child.



ASTRO-GROVER

In **Astro-Grover**, the Zips have landed from the planet Zap. Your child and Grover, that friendly blue furry mon-

ster, will help the Zips build beautiful cities and then help them get home. While helping Grover, your child also helps himself review such introductory math skills as counting, addition, subtraction and recognizing number patterns.

There are five activities of increasing difficulty in Astro-Grover. Level one gives your child practice in counting. With each successful count, another building is added to a colorful city. Level two gives a different sort of practice in counting. Adding and subtracting skills are practiced in levels three and four, while in level five the child must determine which number combinations will add up to the number on the space ship.

The graphics, music and educational goals of each level, and the stylish way the software is put together, make Astro-Grover a beautiful and educationally sound program. Even after the skills are mastered, chances are your child will still enjoy reviewing them with Astro-Grover.

\$9.95 each, 48K disk. Hi Tech Expressions, 1700 N.W. 65th Avenue, Suite 9, Plantation, FL 33313. (800) 848-9273. In Florida, (305) 584-6386.

CIRCLE 213 ON READER SERVICE CARD

TINK TONKS SUBTRACTION

Another welcome new line of \$9.95 educational software reissues comes from Thunder Mountain, a subsidiary of Mindscape.

From Mercer Mayer's classic book series comes **Subtraction with the Tink Tonks**. This software uses the appeal of the fairgrounds to entice children aged 4 to 8 to enter the various tents and put their subtraction skills to the test.

The opening menu offers two choices: Subtraction Fair and Play a Game. Each has three skill levels. There is a maximum of five subtraction activities and two games. Just as at a real fair, you can spend all your "money" at one or two booths doing the same activities several times or you can try them all. Beware: there are a couple of "sucker" booths.

Generally, the children with whom I tried this program had a lot of fun. The graphics and music are appealing and set the mood for fun at a fair. The subtraction examples are presented in very entertaining ways, with each tent having a particular style of presentation. As a change of pace and after the child has won enough Beepers, he or she can enter the Arcade for a test of memory.

Some of the children had difficulty controlling Tonker, the cute little robot who is the child's computerized alter ego. But eventually they all got the hang of it. Also, I wish there were more levels. I would like to use this program with my older students.

RUN FOR THE MONEY

Despite minor irritations, **Run For The Money** is one of the best economic simulations I've ever seen for children and adults. The premise of this two-player game is that two rocket ships needing repairs have landed on the planet Simian. You and your opponent race to buy raw

materials needed to manufacture synanas, which you then try to sell to the natives. With your profits, you can repair your rocket ship, leave Simian and win the game.

To accomplish that goal, you must make decisions that take into account such interrelated factors as the three grades of raw material available, bargaining with suppliers and the unpredictable reaction of the planetary natives to the quality of your product and the your price. With your profits, you participate in an auction to buy the parts you need for your ship's repairs.

You plan your business strategy using a modified spreadsheet and are rated by the natives on how well you meet your projected goals. This rating can influence their decision to buy from you or your opponent. Other features include profit graphs, the Simian Vine newspaper and the development of an advertising campaign.

There are a couple of minor problems with the program. When it loaded, there was some screen flickering. Pressing [SELECT] changes the level of play at the beginning of the game, but it was difficult to get the computer to stop on the level I wanted. The tutorial, when I finally got it running, was great.

SONGWRITER

Sometimes I think we can be too sophisticated. After having worked with Atari's four voices, I was disappointed to find that Thunder Mountain's **Songwriter** uses only one voice. How can you make music with only one voice? No chords or counter-melodies—not even a simulated rhythm background.

And then I played with it and had a lot of fun. The program represents the music as a roll in a player piano. The screen shows a two-and-a-half octave spread of what looks like a modified piano keyboard. You can decide the beginning note of that spread. You choose a note to be a part of the music by moving a white marker and placing it with the spacebar. The size of the marker changes according to the duration of the note. You can design your own musical scale and choose any one of a number of note durations including such non-standard notes as 24ths and 48ths.

You can also create your own keyboard commands (called "musical ideas") to automatically repeat patterns of notes. And included on the disk is a library of songs that show off what the program can do.

Whether or not you'll like this program depends upon how you want to use it. If you want to learn about "true" musical notation, chords, rhythm and background and be able to translate what you do on the computer to another musical medium, try another program. What Songwriter will do for you is give you a graphic representation of musical patterns and the physical relationship between notes of different values and durations. I found this program to be a fun and effective introduction to the physics of music, for age 5 and up. ■

\$9.95 each, 48K disk. Thunder Mountain, P.O. Box 1167, Northbrook, IL 60065. (800) 221-9884. In Illinois, (800) 942-7315.

CIRCLE 214 ON READER SERVICE CARD

Mon - Fri 9 am - 9 pm CST
Sat 11 am - 5 pm

Your ATARI 8-BIT STORE that's as close as YOUR PHONE


Mon - Fri 9 am - 9 pm CST
Sat 11 am - 5 pm

800-558-0003

SINCE 1982
ComputAbility

800-558-0003

130XE COMPUTER
\$149.00



**XF551 DISK DRIVE
DOUBLE DENSITY**

\$179 **NEW**

**80 COLUMN WORD
PROCESSING PACKAGE**

FOR XE/XL COMPUTERS
XET-80 COLUMN & ATARI WRITER 80

BOTH FOR
\$109 **NEW**

**XDM-121 Letter
Quality Printer**
W Built in Interface
12 CPS-Daisy Wheel
\$199

**AVATEX 1200 HC
MODEM & P. R.
CONNECTION**
With ATARI Modem Cable
\$169

**MISCELLANEOUS
HARDWARE**

PR Connection	62.95
US Doubler	49.95
Animation Station	59.95
Atari XM 301 Modem	CALL
Supra 1150 Interface	CALL
850 Interface	CALL
Graphic AT Interface	39.95
Avatech 1200HC	CALL
Avatech 1200E	CALL
Avatech 2400 HC	CALL

stair
MICROPRO

**NEW NX-1000
PRINTER**
•144 CPS-Draft •30CPS-NLQ
•NLQ In 10 & 12 Ptc
•6 Built-In Fonts
ONLY
\$169

Panasonic
Office Automation **OA**

**NEW 1080i - II
PRINTER**
Now at 144 CPS
ONLY
\$179

Panasonic
Office Automation **OA**

**NEW 1091i - II
PRINTER**
Now at 192 CPS
ONLY
\$199

stair
MICROPRO

**NEW NX-1000
RAINBOW**
New Low Cost
COLOR Printer
ONLY
\$239

ACCESSORIES

Anti-Glare Screen	19.95
Blank Disks	CALL
Disk Notcher	5.95
Dust Covers	CALL
6 Way Surge Protector	19.95
Monitor Cable	9.95
Printer Stand	14.95
Swivel/Tilt Monitor Stand	19.95
Teakwood Disk Holders	19.95
Printer Ribbons	CALL
Modem Cable	14.95
Printer Cable	14.95
1000 Sheet Printer Paper	19.95

ELECTRONIC ARTS

Age of Adventure	10.95
Archon	10.95
Archon II	10.95
Cheesemaster 2000	25.95
Chikoameaga	23.95
Financial Cookbook	10.95
Mail Order Monsters	10.95
Movie Beacon	26.95
Movie Maker	10.95
Music Construction	10.95
Lords of Conquest	22.95
Pirball Construction	10.95
Ogre	25.95
One on One	10.95
Racing Destruction	10.95
Rommel/Tobruk	26.95
Starfleet I	10.95
Super Boulder Dash	10.95
Touchdown Football	10.95
7 Cities of Gold	10.95

INFOCOM

Bellyhot	25.95
Hitchhiker	17.95
Hollywood Hijinx	22.95
Leather Goddess	22.95
Lurking Horror	22.95
Moonmist	22.95
Station Fall	22.95
Wishbringer	11.95
Zork Trilogy	39.95

XLENT SOFTWARE

Megafont II	18.95
Xlent Word Processor	18.95
Page Designer	18.95
Megafiler	18.95
Picture Disk	14.95
PS Interface	18.95
Rubber Stamp	18.95
Typesetter	21.95

SSI

Battle of Anisam	32.95
Battlecrusier	39.95
Broadsides	27.95
Carrier Force	39.95
Computer Ambush	39.95
Eternal Dagger	25.95
Fighter Command	39.95
Field of Fire	25.95
Gettysburg	39.95
Imperium Galacticum	25.95
Kampgruppe	39.95
Phantasia 1 or 2	25.95
Panzer Grenadier	25.95
Rebel Charge	32.95
Shiloh	25.95
USAAP	39.95
Wargame Constr. Set	19.95
Warship	39.95
Wizard's Crown	25.95

MISCELLANEOUS

10 Little Robots	18.95
1986 Team Disk For MLB	14.95
1987 Team Disk For MLB	14.95
80's World Series For MLB	14.95
70's World Series For MLB	14.95
Ace of Aces	18.95
All Star Roster Disk	14.95
Aphel Trilogy	14.95
Atariwriter Plus	29.95
Award Ware	10.95
Bleazing Paddles	22.95
Bop'n' Wrestle (64K)	19.95
Boulder Dash Const. Kit	17.95
Champ. Loderunner	19.95
Cycle Knight	18.95
Demon Attack/Phitall	10.95
Electronic Checkbook	14.95
Electronic Data Manager	14.95
Fleet System 2	39.95
Fight Night	10.95
Flight Simulator 2	33.95
Fraction Action	18.95
Gauntlet (64K)	22.95
General Mgr. MLB	19.95
Guitar Wizard	18.95
Hardball	18.95
Home Planetarium	27.95
Infiltrator	19.95
Jupiter Mission 1999	32.95
Leaderboard DuoPak	10.95
Linkword German	29.95
Linkword Italian	29.95
Linkword Spanish	29.95
Love Note Maker	10.95
MasterType	25.95
Meth Bleser	32.95
Micro League Baseball	25.95
MLB Boxscore/Stat	14.95
Net Worth	25.95
Pitfall	10.95
Print Driver Const. Set	16.95
RTIME 8 Cart	54.95
Race Car Arithmetic	18.95
SPY vs SPY 1&2	10.95
SPY vs SPY 3	17.95
Spell It	32.95
Spinnaker	CALL
Spitfire 40	23.95
Spitfire Ace	19.95
Strip Poker	21.95
SuperHuey	16.95
Summer Games	14.95
Synco	32.95
Synfile	32.95
The Pawn	25.95
Triple Pak	14.95
Trailblazer	19.95
Universe	32.95
Video Vegas	20.95
Word Attack	32.95

JOYSTICKS

(NOTE: Prices good when with any other purchase)

Woo Super 3-Way	19.95
Unite Joystick	5.95
Starfighter	8.95
Tao 3	10.95
Silk Stick	7.95
Epyx 500KJ	12.95

OPTIMIZED SYSTEM

Action	CALL
Basic Xe	CALL
Basic XL	CALL
Mac 65 XL	CALL

MICROPROSE

Crusade in Europe	25.95
Conflict in Vietnam	25.95
Decision in Desert	25.95
F-15 Strike Eagle	22.95
Kennedy	
Approach	16.95
Silent Service	22.95
Top Gunner	16.95

BRODERBUND

AutoDuel (64K)	34.95
Bank Street Writer	32.95
Graphio Lib 1,2,or 3	16.95
Karateka	19.95
Print Shop	28.95
Print Shop Companion	22.95
Ultima III	25.95
Ultima IV	38.95

DATASOFT

Alternate Reality/City	20.95
Alt. Reality/Dungeon	28.95
Blamark	20.95

ACTIVISION

Cross Country Race	11.95
Hacker	11.95
Music Studio	22.95
Ghostbusters	11.95

**We Carry Hundreds of
Programs for the
ATARI 400/800/XE/XL
If You Don't See it Here
CALL**

Mon-Fri 9am-9pm CST
Sat 11am-5pm



Order Call Toll Free

800-558-0003

SINCE 1982
ComputAbility
Consumer Electronics

P.O. BOX 17882, MILWAUKEE, WI 53217
ORDER LINES OPEN
Mon.-Fri. 9AM-9PM CST Sat. 11AM-5PM. CST
TELEX NUMBER 9102406440
(ANSERBACK = COMPUT MILW UQ)

No surcharge for
MasterCard or Visa



Inquiries, or for Wisc. Orders

414-357-8181

Mon - Fri 9 am - 9 pm CST
Sat 11 am - 5 pm

Your ST STORE that's as close as YOUR PHONE

Mon - Fri 9 am - 9 pm CST
Sat 11 am - 5 pm

800-558-0003

SINCE 1982
ComputAbility

800-558-0003

ATARI 520ST SYSTEM FM PACKAGE

- * RGB Monitor or Monochrome Monitor
- * Built in 3 1/2" 88 Double Density Drive
- * Basic
- * TOS on ROM
- * RF Modulator
- * Full Manufacturer's Warranty

CALL FOR
LOWEST PRICE

ATARI

NOTE: Substitute Thomson 4120 RGB Monitor

&
Save

ATARI 1040ST SYSTEM PACKAGE

- * RGB Monitor or Monochrome Monitor
- * Built in 3 1/2" DS Double Density Drive
- * Basic
- * TOS on ROM
- * Full Manufacturer's Warranty

CALL FOR
LOWEST PRICE

ST HOST CONTROLLER ADAPTOR CALL FOR PRICES

PANASONIC	
PANASONIC 10801 - II	170
PANASONIC 10011 - II	199
PANASONIC 3131	300
PANASONIC 3151	470
PANASONIC 1524	570
PANASONIC 1592	400
PANASONIC 1595	460

Thomson
4120 RGB Monitor
• 560H x 240V Resolution
• ST RGB Cable
\$245

STAR MICRONICS	
NX-1000	169
NX-1000 Rainbow	239
NX-15	309
ND-15	399
NR-15	479
NB-24/10	439
NB-24/15 (24 wire)	639

WORD PERFECT
ONLY
\$199

With Any ST Purchase

ATARI SF 314 DISK DRIVE

DOUBLE SIDED / 1 MEGABYTE STORAGE
CALL

★ SPECIAL ★
Atari SC1224 RGB
Color **\$329**
Limited Quantities

SUPRA 20 MEG
HARD DRIVE
ONLY
\$539

PC Ditto Package
Includes
• PC Ditto
• ST / PC 5 1/4" Disk Drive
\$279

ST MODEM PACKAGE
• AVATEX 1200HC MODEM
• 8T MODEM CABLE
• FLASH TELECOM PACKAGE
\$135

MICRITRON		ST ADVENTURES		ST EDUCATIONAL		ANTIC		ST ARCADE GAMES	
BBS 2.0	49.95	Alternate Reality	26.95	AB - Zoo	19.95	A-Calc Prime	39.95	Airball	25.95
Business Tool	32.95	Appld Trilogy	14.95	Adv. of Sinbad	31.95	A-Chart	25.95	Althall Construction Kit	17.95
Cards	25.95	Autoduel	32.95	Animal Kingdom	24.95	Architectural Design Disk	19.95	Allen Fires	26.95
Calendar	19.95	B-24	25.95	All About America	36.95	Base Two	39.95	Arena	14.95
Comercon	32.95	Balance of Power	32.95	Algebra 1 or 2	34.95	Crystal	17.95	Atari Plane Tarium	29.95
DOS Shell	25.95	Bard's Tale	33.95	Arakis (each)	16.95	Cyber Control	39.95	Arctic Fox	26.95
Echo	25.95	Beyond Zork	25.95	Arithmetic	34.95	Cyber Paint	44.95	Awesome Action Pack	33.95
Financial Future	25.95	Black Cauldron	25.95	Asopy Fables	31.95	Datamaps	17.95	Battledroids	23.95
Fright Run	25.95	Breach	25.95	Buzzword	27.95	Flash 1.5	19.95	Boulder Dash Cons Kit	14.95
GFA Artist	49.95	Colonial Conquest	25.95	Calculus	34.95	Future Design Disk	19.95	Bubble Ghost	17.95
GFA Basic	38.95	Empire	36.95	Decimal Dungeon	24.95	GLS.T.	22.95	Breach Scenario Disk	17.95
GFA Book	27.95	Dark Castle	29.95	First Steps	33.95	Genesis	49.95	Card Sharks	CALL
GFA Companion	38.95	Defender of Crown	32.95	Fracton Action	24.95	Human Design Disk	19.95	Champ Baseball '86	25.95
GFA Compiler	38.95	Deja Vu	32.95	Invasion	19.95	LCS Wanderer	25.95	Chessman 2000	29.95
GFA Draft	32.95	Dungeonmaster	24.95	Kid Talk	33.95	Maps and Legends	22.95	Death Sword	17.95
GFA Draft +	102.95	Hacker II	17.95	Kinderama	24.95	P.L.E.	19.95	Deep Space	16.95
GFA Object	67.95	Hacker II	25.95	Math Wizard	24.95	PHASER	64.95	Dive Bomber	25.95
GFA Vector	32.95	Golden Path	29.95	Math Talk	33.95	Quicktran	22.95	F-15 Strike Eagle	25.95
Goldrunner2	25.95	Guild of Thieves	29.95	Math Talk Fractions	33.95	Spectrum 512	49.95	Flight Simulator II	33.95
Hard Disk Backup	25.95	Letsure Sult Larry	32.95	Mathematicians Tool Kit	32.95	ST Navigator	32.95	Female Data Strip Poker	16.95
International Soccer	32.95	Larking Horror	25.95	Magical Myth	31.95	Stereotek 3D Glasses	14.95	Famous Course Disk 1 or 2	14.95
Juggler Utility	25.95	Mobles 12	38.95	Mavis Beacon Typing	26.95	Stroo CAD 3-D	67.95	Fun Mgr for MLB	19.95
Karate Kid II	25.95	Kings Quest I, 2 or 3	32.95	Mother Goose	19.95	Shoot the Moon	25.95	Gone Fishing	26.95
Major Motion	25.95	Mercenary	26.95	Proschool Kids Programs	25.95	The Cyber Studio	64.95	Gunsler	32.95
Master CAD	CALL	Mr. Moneybags	25.95	Read & Rhyme	24.95	The Navigator	32.95	Gato	24.95
Make It Move	46.95	Ogre	25.95	Read-A-Rama	31.95	3D Developer's Disk	19.95	GFL Football	25.95
Match-point	25.95	President Elect '88	17.95	Space Math	25.95	3D Font Package	17.95	Global Cram	26.95
M-Disk +	25.95	Phantasia 1.2 or 3	25.95	Spell Book	33.95	3D Hotter & Printer Driver	17.95	Global Football	33.95
M-Cache	25.95	Plundered Hearts	25.95	Speller Bee	33.95	Advanced Art Studio	29.95	Guardians of Infinity	22.95
Mi-Term	32.95	Police Quest	32.95	Speller Bee	33.95	Aegis Animator	44.95	Harrier Combat Simulator	32.95
Mighty Mail	32.95	Polio Quest	32.95	Speller Bee	33.95	Athena II	67.95	Hunt for Red October	33.95
Michron Utilities	39.95	Rings of Zilfin	25.95	Speller Bee	33.95	Circuit Maker	49.95	Indoor Sports	32.95
Omega Run	25.95	Rebel Universe	25.95	Speller Bee	33.95	Degas Elite	38.95	Into the Eagle's Nest	25.95
Personal Money Mgr	32.95	Roadwar 2000	25.95	Speller Bee	33.95	Desktop Publ. Lib/Graphic Artist	49.95	Karaoke	22.95
Pinball Factory	25.95	Roadwar Europe	29.95	Speller Bee	33.95	Graphic Artist	124.95	ST BUSINESS	
RealStar	150.95	S.D.I.	32.95	Speller Bee	33.95	Easy Draw	64.95	A-Calc Prime	39.95
Score Writer	25.95	Shadowgate	32.95	Speller Bee	33.95	Easy Tools	32.95	Dollars and Sense	64.95
Shuttle 2	25.95	Shinab	32.95	Speller Bee	33.95	Font Pak for Easy Draw	25.95	Drucker	29.95
Slaygon	25.95	Space Quest	32.95	Speller Bee	33.95	Font Pak for Graphic Artist	32.95	Financial Cookbook	14.95
Tanglewood	25.95	Stardfall	25.95	Speller Bee	33.95	Font Editor for Graphic Editor	49.95	Inagor Portfolio	124.95
The Animator	25.95	Star Wars	24.95	Speller Bee	33.95	Neochrome	34.95	Inventory Master	67.95
Time Bandits	25.95	Tax Times	25.95	Speller Bee	33.95	Paintworks	25.95	Logistix Jr.	57.95
Trimble	64.95	Texstar	22.95	Speller Bee	33.95	Personal Draw Art I	19.95	Payroll Master	31.95
Tune Up	32.95	Tracker	29.95	Speller Bee	33.95	Pro Sprite Designer	39.95	Micro Lawyer	39.95
MUSIC		Universe II	32.95	Speller Bee	33.95	ST Art Director	48.95	Swiftcalc ST	48.95
Bach Song Bach	19.95	Uninvited	32.95	Speller Bee	33.95	Super Charged EZ Draw	94.95	Sylvia Porter	48.95
Copyist 1.5	149.95	Ultima III	25.95	Speller Bee	33.95	Technical Draw Art I	19.95	Tax Advantage	48.95
CZ Droid	64.95	Ultima IV	38.95	Speller Bee	33.95	Int Cadd	31.95	VIP Professional	94.95
CZ Patch	69.95	ST WORD PROCESSORS		Speller Bee	33.95	3-D Graphics	34.95	ST LANGUAGES	
Digi-Drum	24.95	Fontz	CALL	Speller Bee	33.95	DISKETTES		Alice Paisley	49.95
Dr. Drum	19.95	Microsoft Write	89.95	Speller Bee	33.95	Fuji 3.5 S/DD (10 PK)	11.95	Cambridge Lip	139.95
Dr. Keys	19.95	Regent Word II	48.95	Speller Bee	33.95	Fuji 3.5 DS/DD (10 PK)	15.95	Fast Basic (Philon)	48.95
Dr. Patches	34.95	Thunder	26.95	Speller Bee	33.95	Note: Buy Diskettes at these low prices when added to any other order.		ISO Pascal	69.95
Easy Score	67.95	ST Becker Text ST	67.95	Speller Bee	33.95	ST UTILITIES		Lattice C	99.95
EZ Track	39.95	Word Perfect	229.95	Speller Bee	33.95	Back Pak	64.95	LDW Basic 2.0	54.95
Fingers	34.95	Word-Up	48.95	Speller Bee	33.95	Desk Pak	72.95	Mark Williams C	114.95
Keyboard Contr Sequencer	149.95	Wordwriter ST	48.95	Speller Bee	33.95	Electro Calendar	35.95	Mark Williams CSD	CALL
Midiplay	32.95	1st Word-Plus	57.95	Speller Bee	33.95	Fast	31.95	Macroassembler	49.95
Midi Maze	25.95	INFOCOM ST		Speller Bee	33.95	Flashback	79.95	Module II	67.95
Music Construction Set	33.95	Infocom Infoclees	CALL	Speller Bee	33.95	Labelmaster Elite	27.95	Metacommo Make	49.95
Music Studio	32.95	Bureaucracy	25.95	Speller Bee	33.95	K-Switch	25.95	Micro C shell	34.95
Pro Sound Designs	89.95	Enchanter	19.95	Speller Bee	33.95	Micro DOS & GW Basic 5.25" (IBM)	17.95	MT C Shell	CALL
ST Replay	114.95	Hitchhiker	19.95	Speller Bee	33.95	Partner ST	32.95	Personal Pascal 2.0	64.95
CASIO KEYBOARDS		Hollywood HJinx	25.95	Speller Bee	33.95	PC Ditto 3.0	69.95	True Basic	49.95
And-Glare Screen	19.95	Larking Horror	25.95	Speller Bee	33.95	Smooth Talker	33.95	True Basic Dev. Kit	34.95
Dascomics	CALL	Monomaniac	25.95	Speller Bee	33.95	St Doctor	24.95	True Basic Run Time	69.95
File'n' File II: Micro	19.95	Stardfall	25.95	Speller Bee	33.95	Tempus	32.95	ABACUS	
3.5 Drive Clean Kit	16.95	Trinity	11.95	Speller Bee	33.95	Time Link	33.95	Abacus Books	CALL
6 Way Sarge Protector	19.95	Wishbringer	25.95	Speller Bee	33.95	Video Wizard	39.95	Becker Text	14.95
6 FT SF 354/314 Cable	19.95	Zork II or III	28.95	Speller Bee	33.95	Write 90	18.95	Change Electra Spell	64.95
Mouse Pad	8.95	ST ACCESSORIES		Speller Bee	33.95	ST TELECOMM		Chart Pak ST	32.95
Mouse House	6.95	And-Glare Screen	19.95	Speller Bee	33.95	QMI BBS ST	31.95	Datservice	CALL
		Dascomics	CALL	Speller Bee	33.95	BBS Express	56.95	Delete Power Plan	CALL
		File'n' File II: Micro	19.95	Speller Bee	33.95	Deluxe Minicom	33.95	Electra - spell	25.95
		3.5 Drive Clean Kit	16.95	Speller Bee	33.95	LS Talk	25.95	Forth MT	32.95
		6 Way Sarge Protector	19.95	Speller Bee	33.95	Minicom	33.95	Paintpro	32.95
		6 FT SF 354/314 Cable	19.95	Speller Bee	33.95	ST Talk Ver 2.0	CALL	Power Leger	49.95
		Mouse Pad	8.95	Speller Bee	33.95	ST PRINT UTILITIES		Powerplan	49.95
		Mouse House	6.95	Speller Bee	33.95	Art Gallery 1 or 2	18.95	Testimon	32.95
				Speller Bee	33.95	Award Maker +	24.95	ST BUSINESS	
				Speller Bee	33.95	Certificate Maker	25.95	A-Calc Prime	39.95
				Speller Bee	33.95	Fonts & Borders P.M.	21.95	Dollars and Sense	64.95
				Speller Bee	33.95	Library I/Certificate Maker	21.95	Drucker	29.95
				Speller Bee	33.95	Megafont ST	24.95	Financial Cookbook	14.95
				Speller Bee	33.95	PH Interface	31.95	Inagor Portfolio	124.95
				Speller Bee	33.95	Print Shop	31.95	Inventory Master	67.95
				Speller Bee	33.95	Printermaster Plus	24.95	Logistix Jr.	57.95
				Speller Bee	33.95	Robber Stamp	31.95	Payroll Master	31.95
				Speller Bee	33.95	Typester Elite	32.95	Micro Lawyer	39.95
				Speller Bee	33.95	220 ST	32.95	Swiftcalc ST	48.95
				Speller Bee	33.95	ST LANGUAGES		Sylvia Porter	48.95
				Speller Bee	33.95	Alice Paisley	49.95	Tax Advantage	48.95
				Speller Bee	33.95	Cambridge Lip	139.95	VIP Professional	94.95
				Speller Bee	33.95	Fast Basic (Philon)	48.95	ST LANGUAGES	
				Speller Bee	33.95	ISO Pascal	69.95	Alice Paisley	49.95
				Speller Bee	33.95	Lattice C	99.95	Cambridge Lip	139.95
				Speller Bee	33.95	LDW Basic 2.0	54.95	Fast Basic (Philon)	48.95
				Speller Bee	33.95	Mark Williams C	114.95	ISO Pascal	69.95
				Speller Bee	33.95	Mark Williams CSD	CALL	Lattice C	99.95
				Speller Bee	33.95	Macroassembler	49.95	LDW Basic 2.0	54.95
				Speller Bee	33.95	Module II	67.95	Mark Williams C	114.95
				Speller Bee	33.95	Metacommo Make	49.95	Mark Williams CSD	CALL
				Speller Bee	33.95	Micro C shell	34.95	Macroassembler	49.95
				Speller Bee	33.95	MT C Shell	CALL	Module II	67.95
				Speller Bee	33.95	Personal Pascal 2.0	64.95	Metacommo Make	49.95
				Speller Bee	33.95	True Basic	49.95	Micro C shell	34.95
				Speller Bee	33.95	True Basic Dev. Kit	34.95	Module II Developer	CALL
				Speller Bee	33.95	True Basic Run Time	69.95	MT C Shell	CALL
				Speller Bee	33.95	ST UTILITIES		Personal Pascal 2.0	64.95
				Speller Bee	33.95	Back Pak	64.95	True Basic	49.95
				Speller Bee	33.95	Desk Pak	72.95	True Basic Dev. Kit	34.95
				Speller Bee	33.95	Electro Calendar	35.95	True Basic Run Time	69.95
				Speller Bee	33.95	Fast	31.95	ABACUS	
				Speller Bee	33.95	Flashback	79.95	Abacus Books	CALL
				Speller Bee	33.95	Labelmaster Elite	27.95	Becker Text	14.95
				Speller Bee	33.95	K-Switch	25.95	Change Electra Spell	64.95
				Speller Bee	33.95	Micro DOS & GW Basic 5.25" (IBM)	17.95	Chart Pak ST	32.95
				Speller Bee	33.95	Partner ST	32.95	Datservice	CALL



Get the lion's share online with GEnie.™

"GEnie changed my mind about what an online service can do for me! I always knew that GEnie offered a princely selection of Special Interest Groups featuring thousands of software files, dynamic bulletin boards, lively discussions and "tips" from the experts. But now GEnie gives me more than my share of valuable information services like NewsGrid and USA Today Decisionlines, American Airlines EAASY SABRESM personal reservation system, new and exciting multi-player games and access to Dow Jones News/Retrieval[®]. And the people on GEnie are so friendly and helpful they make me feel like a member of royalty!"

You don't need to pay a king's ransom to get the lion's share, because only GEnie offers you so much online, for less."

B. A. King

Services Available	Compare & Save	Pricing*			
		Registration Fee	Monthly Minimum	Non-prime Time Rates	
Electronic Mail • CB • SIGs/User Groups • Travel • Shopping • Finance • Reference Professional • Leisure • Games • News	GEnie†	\$29.95	None	\$5.00	\$5.00
	CompuServe	\$39.95	None	\$6.00	\$12.50
	Other	\$49.95	\$10.00	\$8.40	\$10.80

**Get 2 Free Hours with Sign-Up.


Just \$5 per hour. Get online today!

1. Have your major credit card or checking account number ready.
2. Set your modem for local echo (half duplex)—300 or 1200 baud.
3. Dial 1-800-638-8369. When connected, enter HHH
4. At the U#= prompt enter **XJM11825, GEnie** then RETURN.

Need help or more information? No modem yet? We can help. In U.S. or Canada call **1-800-638-9636**.



We bring good things to life.



UNIVERSAL MILITARY SIMULATOR

You may never buy another war game. "One's first impression of UMS is that of awe. The computer-generated topographical battlefields, the highly playable nature of the game, and the very flexible nature of the construction set come together to give us the impression that UMS is definitely a breakthrough product."

That's what the wargame experts at Computer Gaming World say about UMS. They also like UMS' high-tech graphics...

"...the three-dimensional topographical views of the battlefield offer a unique perspective in computer gaming. The ability to look at the entire map from eight different compass points is, to our knowledge, unique." ...the power and flexibility...

"...the program's constructability allows for tremendous flexibility. Not only can players design their own maps, orders of battle and objectives, but players who feel that certain units are too strong, too fast, or too experienced can

adjust those with the powerful editor...the program truly does allow almost any historical, fantasy or science fiction battle to be created."

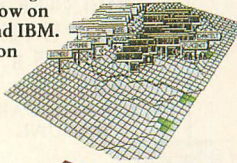
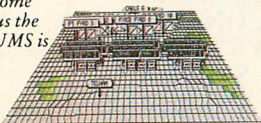
"...gamers will appreciate the program inclusion of elements such as terrain, elevation, weaponry, morale, status, and unit efficiency in its calculations."

...and to sum it all up... "we want to say that this is a cutting edge product that all computer wargamers will want to play."


Universal Military Simulator. It's the new standard in wargames.

Available now on Atari ST and IBM.

Coming soon on Amiga and Mac.



Screenshots from Atari ST.



Atari ST® Atari Corporation.
Mac® Apple Computers Inc.
IBM® International Business Machine Corporation.
Amiga® Commodore Business Machine Inc.



Telecom Soft, P.O. Box 2227, Menlo Park, California 94026.

THE ULTIMATE MILITARY SIMULATOR



Intergalactic
Development
Incorporated



Rainbird and Rainbird Logo are registered trademarks of British Telecommunications PLC.

ATARI SX212 & SUPRAMODEM 2400

continued from page 19

didn't encounter any problems during our BBS tests. Not everyone likes the small case because their telephones won't fit on top of the modems.

2400 BAUD TRANSFERS

I wanted to see how long it took to transfer data at 1200 and 2400 baud, using the SupraModem 2400 with Flash software. So I created a file of exactly 100,000 bytes and stored it on a 10Mb SupraDrive hard disk. The file took 22 minutes and 33 seconds to upload at 1200 baud under XMODEM protocol. And it seemed as if it would need about 15 minutes at 2400 baud, but I never found out for sure. I'll blame line noise—not an unusual problem at that speed.

My first attempt sailed along until the modem tried to upload block 125. After 15 attempts, it aborted the upload. Each attempt took about 15 seconds, and six minutes were needed to get that far. The second attempt went well—all the way to block 704. The upload was aborted, again after 15 attempts, and this time it took about 17 minutes.

Overall, the SupraModem 2400 seems to be a good product. I wish I'd been able to come up with a complete transfer at 2400 baud, but for the price I don't think you can go wrong, even if you rarely expect to use this SupraModem at 2400 baud. ■

SLEUTH

continued from page 17

PROGRAM TAKE-APART

10-20 Call the initialization routines.

40-140 Call the move-cursor routine. Check for a match and a winner—if there is a match, increment the score. Otherwise, begin the countdown.

160-210 Check the joystick for cursor movement. Check the trigger. Adjust the to cursor's position and redraw it.

230-240 Move the Player/Turn indicator.

260 Indicate the winner and animate that player's man.

280-290 Reveal the icon beneath the present cursor position.

310-330 Indicate a match by making the player's man jump.

350-390 Initialize variables, create the playfield.


410-440 Display the title screen and redefine the character set.

460-520 DATA for icons. ■

Sleuth joins Cliffhanger (November 1986), Vectron (March 1987) and Citadel (June 1987) as Antic games from Heath Lawrence of Port Elgin, Ontario. These programs were all part of an unpublished book of Atari games.

FOR MORE ARTICLES LIKE THIS, CIRCLE 202 ON READER SERVICE CARD.

Listing on page 67

B&C ComputerVisions		3257 Kifer Road Santa Clara, CA 95051 (408) 749-1003				STORE HOURS TUE - FRI 10am - 6pm SAT - 10am - 5pm CLOSED SUN - MON	
SUPER SPECIALS RECONDITIONED ATARI MERCHANDISE							
<small>All merchandise has been tested and reconditioned and is in like-new condition except where noted by the letter "B" after the price. The "B" price indicates product may have scratches or other superficial surface marks. 30 day warranty.</small>							
ATARI TRAK BALL \$9.95 A SPICE UP THE ACTION IN YOUR ARCADE GAMES!		ATARI SPACE AGE JOYSTICK \$5.00 A GUN TRIGGER ACTION!		STANDARD ATARI JOYSTICK \$4.50 A STOCK UP ON A FEW SPARES		REMOTE CONTROL JOYSTICKS (2) \$15.95 A REQUIRES 2600 POWER PACK FOR USE WITH 400/800/XL/XE - \$5.00	
400 (16K) COMPUTER \$29.95 A 48K UPGRADE KIT \$25.00		600XL (16K) COMPUTER \$49.95 A INCL. POWER SUPPLY & TV SWITCH BOX		800 (48K) COMPUTER \$69.95 B \$79.95 A INCL. BASIC CART & MANUAL		NUMERIC KEY PAD \$7.95 A INCL. HANDLER DISK USE WITH THE BOOKKEEPER AND BASIC	
1030 MODEM WITH EXPRESS \$29.95 A GET ON-LINE TODAY!		835 MODEM WITH EXPRESS! \$29.95 A LIMITED SUPPLY		810 DISK DRIVE \$110.00 B \$120.00 A INCLUDES POWER SUPPLY, I/O CABLE & DOS 2		ATARI BOOKKEEPER \$14.95 - NO BOX (\$19.95 WITH RECON KEYPAD) \$24.95 - IN BOX (\$29.95 WITH RECON KEYPAD)	
						DISKETTES AS LOW AS 20 CENTS 10 FOR \$4.00 100 FOR \$29.00 1000 FOR \$200 MOST ARE UNNOTCHED WITH OLD SOFTWARE	
SHIPPING INFORMATION - Prices do not include shipping and handling. Add \$5.00 for small items Add \$8.00 for disk drive. Calif. res. include 7% sales tax. Mastercard and Visa accepted if your telephone is listed in your local phone directory. Orders may be pre-paid with money order, cashier check, or personal check. Personal checks are held for three weeks before order is processed. C.O.D orders are shipped via UPS and must be paid with cash, cashier check or money order. International and APO orders must be pre-paid with cashier check or money order. \$20.00 minimum on all orders. All sales are final - no refunds - prices are subject to change. Phone orders accepted TUESDAY THROUGH FRIDAY from 10:00 am to 6:00 pm PST. We carry a complete line of ATARI products and have a large public domain library. Write or call for free catalogue. (408) 749-1003 TUE - FRI 10AM - 6 PM							

CIRCLE 006 ON READER SERVICE CARD

P.S. Envelope Maker

Automate your "Print Shop" envelopes

By STANLEY HARRISON

With this short programming patch, P.S. Envelope Maker (December 1987), which prints out envelopes sized for Print Shop cards, automatically inserts addresses from mailing lists including Mighty Mailer (September 1987). The complete BASIC program works on 8-bit Atari computers with at least 48K memory and a disk drive.

I tend to use Broderbund's Print Shop software to create lots of greeting cards for sending to friends and relatives. So I have personally gotten plenty of use from Todd Thedell's clever *P.S. Envelope Maker* (*Antic*, December 1987) which prints cut-out diagrams of pre-addressed envelopes just the correct size for Print Shop cards.

P.S. Envelope maker works on any dot-matrix printer compatible with Print Shop. It prints a mailing address and return address on each envelope. However, in the original program, you must type the new address every time you want to make a change.

Because I send a lot of computer-made cards, I maintain a mailing list of my usual addressees. I was interested in taking up *Antic's* offer to print the "first good programming patch enabling the envelope maker to use mailing lists from ASCII text files. . .including *Mighty Mailer* (September 1987)."

My *P.S. Envelope Mailer* patch gives the original program the option of either using ASCII disk file mailing-lists or typed-in individual addresses. It can also switch between lists like *Mighty Mailer*, which leave a blank line between labels, or plainer ASCII text files that don't have any blank line breaks.

You'll be prompted to type the number of lines in your current batch of labels. Each label in the file must have the same number of lines and, as in the original *P.S. Envelope Maker*, the maximum number of lines is four. And when you print a list of mailing addresses from disk, you

will not be able to change the return address.

I also corrected a minor glitch I found in the original program. After the first run through *P.S. Envelope Maker*, if the user wants to change to different addresses the program generates a DATA LIST EXHAUSTED error at line 620. This is fixed by the RESTORE 210 command in my patch.

GETTING STARTED

Type in Listing 1, PATCH.LST, checking it with TYPO II. You'll need to store PATCH.LST on your disk without the TYPO II program, so LIST a copy to disk using the command:

```
LIST "D:PATCH.LST",0,31000
```

To merge the patch with the original *P.S. Envelope Maker*, first LOAD "D:ENVELOPE.BAS" (from *Antic*, (December 1987) and then ENTER "D:PATCH.LST". Remember to SAVE the modified program before you RUN it.

Antic Disk owners will find a copy of the completely patched program on the monthly disk under the filename ENVELOPX.BAS.

HOW TO USE

When RUN, the patched program asks if you want to use the default return address, displayed in the center of the screen.

Type [Y] and press the [RETURN] key to answer [Y]es for the current return address, or type [N] [RETURN] to

continued on next page

ProCopy ST BACKUP UTILITY

You can't backup your software because copy protection locks you out. **ProCopy** is the key!

- Protects against the accidental loss of expensive software
- Works with all Atari STs
- Copies both S/S & D/S disks
- Use with 1 or 2 disk drives
- Not copy protected
- **FREE** shipping and handling
- **TOLL-FREE** telephone number
- Updates are only \$12 with return
- Orders shipped same day
- Disk analyze function included

Dealer
Inquiries
Welcome



and C.O.D.
orders

Call (800) 843-1223

\$34.95

Send check for \$34.95 (overseas add \$2.00 for air mail) to:

PROCO PRODUCTS

P.O. BOX 665, CHEPACHET, RHODE ISLAND 02814 USA
(401) 568-8459

Available
Internationally
in Europe
and
Australasia

THE MOVING FINGER CO.
Building 2
Shamrock Quay
Southampton, SO1-1QL
England
Tel. 0703-227274
CIRCLE 036 ON READER SERVICE CARD

TECH-SOFT
COMPUTER WHOLESALERS
324 Stirling Highway
Claremont
Western Australia 6010
Tel. 09-385-1885

type a different one. You'll be given four lines in which to type your return address.

The program's default return address is stored in DATA statements in lines 210-235. If you want the program to use a different default return address, LIST these lines and substitute your new return address. Be sure to type this information in inverse video mode. Finally, remember to SAVE your modified program before you RUN it.

NOTE: If you only have a three-line return address, delete line 235.

Next, the program will ask whether you want to type the mailing addresses from the [K]eyboard or read them from a [D]isk file. Type [D] and take your mailing list disk, place it in drive 1 and press [RETURN].

The program will display a disk directory and ask you to type the name of your address file. At the next prompt, the program will ask whether you're using 3-line or 4-line addresses. Type a [3] or a [4].

Now just sit back as the program prints your envelopes. One by one, the program will display each address on-screen, ask you if it's correct, then print it out. ■

Stanley Harrison is a section manager for an agrochemicals manufacturer in Raleigh, North Carolina. He has been programming the Atari since 1982 and this is his first appearance in Antic.

FOR MORE ARTICLES LIKE THIS, CIRCLE 200 ON READER SERVICE CARD.

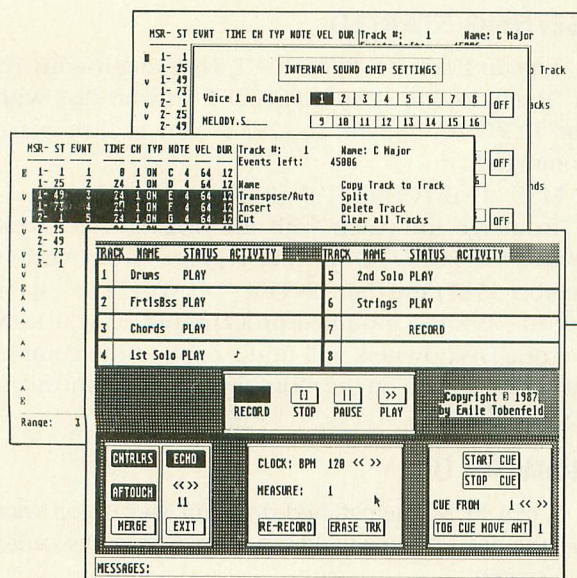
Listing on page 68

MIDI Recording Studio™ V1.1 for Atari ST Computers



Features Include:

- Rocky Steady** timing (up to 384 PPQ)
- Totally Mouse-Driven 8-Track** tape recorder interface
- Supports **internal sound chip** and loads G.I.S.T. (Antic voice editor) files
- Mute and Solo** tracks using the mouse in real time
- Full editing** of all MIDI parameters of individual MIDI events
- Edit using the **mouse-controlled HI-LITE** event list (like your favorite word processors)
- Cut, copy, paste, transpose, compress, expand, and scale velocity** on a single event or global basis
- Synchronization** via MIDI clock (send and receive)
- Record while in "CUE" mode** for easy song creation
- Ability to send **any type of MIDI event** including **System Exclusive**
- Auto-correct** (quantize) note **timings and durations separately** or together to any value
- Real-time tempo adjustment
- Completely compatible with Dr. T's Keyboard Controlled Sequencer and Copyist**
- Supports color or monochrome monitors and 520, 1040, or Mega ST computers



CIRCLE 010 ON READER SERVICE CARD

220 Boylston St. • Suite 306 • Chestnut Hill, MA 02167 • (617) 244-6954 • Call or write for our Free Brochure

CIRCLE 011 ON READER SERVICE CARD

String Array Simulator

List processing power pick-up

By RICHARD WHITSELL

Consider a "Battleship" game board. It is an indexed collection of holes into which we may place one peg per hole. In other words, it is an array of holes which holds our pegs, a "peg array."

Similarly, an array in Atari BASIC is an indexed collection of *variables* into which we may place *numbers*, one number per variable. Such arrays are handy for storing tables of numbers, such as multiplication tables.

To store text, string variables are commonly used. A string is an uninterrupted set of bytes whose length and address is known to the computer. In Atari BASIC, string variable names always end with a '\$' character, such as X\$, AB\$ and Q\$.

Most versions of BASIC, except Atari BASIC, let you use arrays of strings as well as arrays of numbers. These are indexed collections of *string variables* into which we may place *strings*, one whole string per variable.

FOOLING BASIC

The first thing I noticed about Atari BASIC was that it didn't handle arrays of strings. The reason is that Atari BASIC considers each string to be a one-dimensional array of characters.

For example, if A\$ = "ABCDEFGH", then A\$(4,8) would give you "DEFGH", the fourth through eighth characters in A\$. This really causes headaches for Atari BASIC programmers who want to manipulate lists of data that can only be put into strings.

But now there is a way to get around this limitation. We'll use a BASIC subroutine to simulate a string array. All the main program must do then is set a few variables and then GOSUB to the subroutine.

First, we'll DIMension a storage string, making sure it is large enough to hold our array of strings. Let the subroutines worry about positioning and retrieving the substrings within the array.

For tracking lists

of names and numbers, arrays of strings

come in very handy. But unlike

most other BASIC programming languages,

Atari BASIC doesn't provide for

string arrays. So if you're an

intermediate programmer you'll just have

to fool BASIC with String Array Simulator.

This BASIC program works on all

8-bit Atari computers of any memory size,

with disk or cassette.

There are two ways to manipulate substrings. The only difference between methods is the way they track individual string lengths.

METHOD 1

The first method stores the length of the substring within the substring itself. Any length, from 0 to 255, can be stored as an ATASCII value in the first character of each substring.

continued on next page

Now you don't have to be a great musician to sound like one . . .

**Lay Down
Great Tracks
With . . .**

**MIDI
MAX™**

THE AFFORDABLE MIDI INTERFACE
For your 8-bit ATARI computer

• Compatible with all existing MIDI software for the Atari 8-bit computer. •

MIDIMAX comes supplied with:
MMS software with powerful editor
AMS to MMS file converter program
Easy to understand instruction manual
Sample song files
Two six-foot MIDI cables

MIDIMAX has a full 1 year warranty against defects in material and workmanship.
MIDIMAX allows you to control up to 16 MIDI instruments (synthesizers, drum machines, etc.) all at the same time!

MIDIMAX Incorporates MIDI MUSIC SYSTEM software developed by Synthetic Software

Written by Lou Actor - Programmer of the renowned ADVANCED MUSIC SYSTEM

Requires minimum 48K and one disk drive

Musical Educators . . .

This could be the low-cost teaching tool you've been looking for! The **ONLY** MIDI Interface for the Atari with a built-in I/O port for daisy-chaining

Proudly made in the U.S.A.

**ONLY
\$225.00**

NY RES. ADD
SALES TAX

For more details see your local dealer.

Add \$4.00 for shipping and handling

Payment by check or money order U.S. funds

CAT. NO. 8512001 Dealer inquiries welcome

ANOTHER QUALITY
PRODUCT FROM

WIZZTRONICS
P.O. BOX 122 Port Jeff. Sta., NY 11776

ATARI is a registered trademark of Atari Corp., Sunnyvale, CA.

CIRCLE 025 ON READER SERVICE CARD

"The most useful program for the Atari since Print Shop!"

FORMS GENERATOR
for the Atari 800, 800XL, 65XE, 130XE

Designed by Jeff Brenner, columnist for Computer Shopper magazine, of "Applying The Atari" fame, and author of book and magazine articles in COMPUTE!, ANALOG and others.

LOOK WHAT YOU CAN DO WITH FORMS GENERATOR: Purchase merchandise by mail? Next time, send a customized purchase order form! Does your home or business ever need statements, invoices, proposals, job work orders, gift certificates, etc.? No problem! Use FORMS GENERATOR's scrolling spreadsheet-style screen to design almost any form to suit your exact needs. What you see on-screen is what you get on paper! Use the text mode with any 80-column printer, or the high-res graphics mode with the Epson, Gemini/Star, Okidata, Panasonic or Prowriter for remarkably realistic forms. BUT THAT'S JUST THE BEGINNING: Once you've designed a form, you can program FORMS GENERATOR to make all calculations automatically! Imagine: after you enter quantities, descriptions and prices, FORMS GENERATOR moves about the form calculating extended prices, subtotals, and even the sales tax! Like magic! (Sample invoices included). You can also use FORMS GENERATOR for record keeping, since you can save filled forms to disk!

Read what our customers have written: "Excellent . . . easy to use and ran perfect!(ly) . . ." T.W. Wethersfield, Connecticut; "I was most impressed with your FORMS GENERATOR program . . ." J.E. King, South Carolina; "Love it!" C.R. Cortland, Ohio. Our "down to planet Earth" price: Only \$23.95 (product #ATA611).

VISA/MASTERCARD or C.O.D. orders CALL TOLL FREE (24 HOURS): 1-800-346-6000 (Operators can only take orders) Or send coupon below:

Send coupon to:

**Twenty-Fifth
Century™**

Software Division

Dept. AT 1

234 Fifth Avenue
Suite 301
New York, N.Y. 10001

☐ YES! Please rush me FORMS GENERATOR (product #ATA611) with complete documentation, 90-day free replacement warranty, full customer service support and 20-page Atari software catalog. I am enclosing \$23.95 + \$2.74 (for first class shipping and handling.)
☐ Check/Money Order enclosed ☐ C.O.D. (add \$2.50)
☐ MasterCard ☐ Visa

Name _____

Address _____

City _____

State _____

Zip _____

Card No. _____

Exp. Date _____

Signature _____

Phone # _____

New York State residents add 8% sales tax.

*The Print Shop and Atari are registered trademarks of Broderbund Software and Atari Corp., respectively. — Prices and availability subject to change without notice.

CIRCLE 016 ON READER SERVICE CARD

Type in Listing 1, STRING1.BAS, check it with TYPO II and SAVE a copy before you RUN it. When RUN, it will prompt you to type 10 names. Press [RETURN] after each name. The completed list will be displayed in a table with the name lengths in a separate column.

Here's how the program works:

Line 10 defines the constant MAXNUM=10. This is the maximum number of strings you want in the array. MAXLEN=20+1 defines the maximum length of each string in the array, plus one character to hold the length.

Line 20 DIMensions the storage string to hold the maximum number of strings at their maximum length.

Line 30 DIMensions WORK\$ to be the maximum length of any of the strings.

You only need two variables to call the subroutines: INDEX and WORK\$.

INDEX is the index into the array. It tells the subroutines which string you want. Since arrays are traditionally based at zero, the index can be from 0 to 9 and the maximum number of strings is 10.

WORK\$ is a temporary string for passing data to and from the subroutines.

To retrieve a string, set the value of INDEX and then GOSUB 5000. The string you want will return in WORK\$. To store a string, set the value of INDEX, put your string in WORK\$ and then GOSUB 6000.

If you look at the subroutines in STRING1.BAS, you get an idea of how the length is stored in the "array." That's why lines 5020 and 6020 read START=START+1, to skip over that length character before retrieving the string.

METHOD 2

The second method works just as well. As a matter of fact, you use the same two variables, INDEX and WORK\$, that you used in the first method.

Type in Listing 2, STRING2.BAS, check it with TYPO II and SAVE a copy before you RUN it. This method stores the lengths in LENARRAY, an array of numbers specifically reserved for that purpose.

In the second method, Line 10 has been changed to show MAXLEN=20 instead of MAXLEN=20+1, because now we don't need that extra character to store the length.

Line 35 DIMensions the array of lengths to be used by the subroutines.

By the way, if you want to use strings longer than 255 characters, STRING2.BAS can do it without modification. But you'll have to change STRING1.BAS to store an extra character for the length.

Also, if you're not going to use all the strings in the array right away, it's a good idea to set all the strings to null (WORK\$=" ") at the start of your program. This will keep you from pulling out garbage characters where you haven't stored a string. ■

Richard Whitsell of Norman, Oklahoma is a computer engineering student who programs on both the Atari 800 and the ST.

FOR MORE ARTICLES LIKE THIS, CIRCLE 201 ON READER SERVICE CARD.

Listing on page 71

SOFTWARE DISCOUNTERS OF AMERICA



For Orders Only — 1-800-225-7638
PA Orders — 1-800-223-7784
Customer Service 412-361-5291

- Free shipping on orders over \$100 in continental USA
- No Surcharge for VISA/MasterCard
- Your card is not charged until we ship

ABACUS BOOKS

ST Disk Drives.....\$19
ST Gem Prog. Ref.....\$15
ST Graphics & Sound.....\$15
ST Internals.....\$15
ST Midi Programming.....\$15
ST Peaks & Pokes.....\$13
ST 3-D Graphics.....\$19
ST Tricks & Tips.....\$15

ACADEMY

Typing Tutor ST.....\$23

ACCESS

Leader Board Golf ST.....\$25
L.B. Tourn. Disk #1 ST.....\$14
Leader Board Golf & Tourn. Disk(D).....\$9.88
Tenth Frame ST.....\$25
Triple Pack: BH1, BH2, Raid Over Moscow (D).....\$14

ACCOLADE

Ace of Aces (D).....\$9.88
Bubble Ghost ST.....\$23
Fight Night (D).....\$9.88
Hardball (D).....\$9.88
Hardball ST.....\$25
Mean 18 Golf ST (D).....\$25
Mean 18 Famous Course Disk #2 ST.....\$14
Pinball Wizard ST.....\$23
Test Drive ST.....\$25

ACTIVISION

Cross Country Road Race (D).....\$9.88
Ghostbusters (D).....\$9.88
Music Studio ST.....\$33
Music Studio (D).....\$23
Pitfall/Demon Attack (D).....\$9.88

AEGIS

Animator ST.....\$44
Art Pak#1 ST.....\$19

AMERICAN EDUCATION

Biology (D).....\$12
Grammar (D).....\$12
U.S. Geography (D).....\$12
U.S. History (D).....\$12
Vocabulary (D).....\$12
World History (D).....\$12

ARTWORX

Bridge 5.0 ST.....\$23
Centerfold Squares ST.....Call
Cycle Knight (D).....\$14
Linkword French (D).....\$16
Linkword French ST.....\$19
Linkword German (D).....\$16
Linkword Spanish (D).....\$16
Linkword Spanish ST.....\$19
Strip Poker (D).....\$21
Strip Poker ST.....\$25
Female Data Disk 1(D).....\$14
Male Data Disk 2(D).....\$14
Female Data Disk 3(D).....\$14
Female Data Disk#4 ST.....\$14
Female Data Disk#5 ST.....\$14

AVOLON HILL

Gulf Strike (D).....\$19
Spitfire '40 (D).....\$23
Spitfire '40 ST.....Call

AVANTAGE

Spy vs. Spy 1 & 2 (D).....\$9.88

AVANTE GARDE

PC Ditto ST.....Call

BATTERIES INCLUDED

Degas Elite ST.....\$39

BAUDVILLE

Award Maker Plus ST.....\$25
Blazing Paddles (D).....\$23
Rainy Day Games (D).....\$19
Video Vegas ST.....\$23

Video Vegas (D).....\$19

BRODERBUND

Karateka (D).....\$9.88
Loderunner (D).....\$9.88
Print Shop (D).....\$26
Print Shop Graphics Library#1, #2, #3 (D).....\$16. Ea.
P.S. Companion 64K (D).....\$23
Super Bike Challenge ST.....\$14

CENTRAL POINT

Copy 2 ST.....\$23

DATASOFT

Alternate Reality:

The City (D).....\$19
The City ST.....\$26
The Dungeon (D).....\$26
Battle Droidz ST.....\$23
Global Commander ST.....\$26
Hunt for Red October ST.....\$32
Tomahawk (D).....\$21

DAVIDSON

Math Blaster (D).....\$32
Spell It (D).....\$32
Word Attack (D).....\$32

Music Const. Set ST.....\$32

Quizam! ST.....\$23

Rockford ST.....\$21

Scraples ST.....\$26

Star Fleet 1 ST.....\$35

EPYX

Boulder Dash Const. Kit (D) or ST.....\$14

Champ. Wrestling ST.....\$14

Pitstop 1 or 2(D).....\$6.88 Ea.

Rogue ST.....\$23

Spy vs. Spy 3: Arctic Antics (D).....\$14

Sub Battle Simulator ST.....\$23

Summer Games (D).....\$14

Super Cycle ST.....\$14

Temple Apsai Trilogy (D).....\$14

Temple Apsai Trilogy ST.....\$14

Winter Games ST.....\$14

World Games ST.....\$23

FIREBIRD

Advanced Art Studio ST.....\$19

Golden Path ST.....\$14

The Pawn ST.....\$16

Award Ware (D).....\$9.88

Big Bird's Spc. Delivery (D).....\$6.88

Emie's Magic Shapes (D).....\$6.88

Print Power (D).....\$9.88

Sesame St. Print Kit (D).....\$9.88

The Computer Club (D).....\$9.88

*All Hi-Tech req. 64K!

ICD

BBS Express ST.....\$57

MIO (256K).....\$179

MIO (1 meg).....\$259

XE Adapter for MIO.....\$19

PR Connection.....\$59

Rambo XL.....\$29

U.S. Doubler: with Sparta DOS.....\$49

without Sparta DOS.....\$29

INFOCOM

Beyond Zork ST.....\$33

Leather Goddesses ST.....\$25

Sherlock: The Riddle of the Crown Jewels ST.....\$25

Zork Trilogy (ST).....\$33

INTRACORP

Bumper Sticker Maker ST.....\$39

GFA Vector ST.....\$33

Goldrunner ST.....\$25

Karate Kid 2 ST.....\$25

Leatherneck ST.....\$25

Slaygon ST.....\$25

Space Shuttle 2 ST.....\$25

Tanglewood ST.....\$25

Time Bandit ST.....\$25

MICROLEAGUE

Baseball (D).....\$26

Baseball 2 ST.....\$39

Box Score Stats (D).....\$16

General Manager (D) or ST.....\$19

1987 Team Data (D) or ST.....\$14

WWF Wrestling ST.....\$33

MICROPROSE

F15 Strike Eagle (D).....\$23

F15 Strike Eagle ST.....\$25

Gunship ST.....\$33

Silent Service (D).....\$23

Silent Service ST.....\$25

Top Gunner (D).....\$16

MILES COMPUTING

Harrier Strike Mission ST.....\$25

ST Wars.....\$25

Moebius ST.....\$39

Ultima 3 (D) or ST.....\$25

Ultima 4 (D) or ST.....\$39

PSYGNOSIS

Barbarian ST.....\$25

Terrorpods ST.....\$25

QMI

Desk Cart ST.....\$69

SIERRA

Black Cauldron ST.....\$25

King's Quest

1, 2, or 3 ST.....\$33 Ea.

Leisure Suit Larry ST.....\$25

Mixed-Up Mother Goose ST.....\$19

Police Quest ST.....\$35

Space Quest 1 or 2 ST.....\$33 Ea.

SIMON & SCHUSTER

Star Trek ST.....\$25

SOFTLOGIC

Font Disk #1 or #2 ST.....\$19 Ea.

Publishing Partner ST.....\$59

Publishing Partner Professional ST.....\$129

SPRINGBOARD

Certificate Maker ST.....\$25

C.M. Library#1 ST.....\$19

Colonial Conquest ST.....\$25

Phantasia 1 or 2 (D).....\$25 Ea.

Phantasia 1, 2 or 3 ST.....\$25

Rings of Zilfin ST.....\$25

Roadwar Europa ST.....\$29

Roadwar 2000 ST.....\$25

War Game Const. Set (D).....\$19

War Game Const. Set ST.....\$25

Wizard's Crown (D) or ST.....\$25

SUBLOGIC

Flight Simulator 2 (D).....\$32

Flight Simulator 2 ST.....\$33

E.S. Scenery Disks.....Call

THREE SIXTY

Dark Castle ST.....\$25

TIMEWORKS

Data Manager ST.....\$49

Desktop Publisher ST.....\$87

Partner ST.....\$33

Swiftcalc ST.....\$49

Word Writer ST.....\$49

UNICORN

Aesop's Fables ST.....\$29

Animal Kingdom ST.....\$23

Decimal Dungeon ST.....\$23

Fraction Action ST.....\$23

Kinderama ST.....\$23

Math Wizard ST.....\$23

Read & Rhyme ST.....\$23

Read-A-Rama ST.....\$29

Word Master ST.....\$29

UNISON WORLD

Art Gallery: Fantasy ST.....\$19

Art Gallery 1 or 2 ST.....\$19 Ea.

Print Master Plus ST.....\$25

P.M. Fonts & Borders ST.....\$23

VERSASOFT

dB Man V4.0.....\$149

WORD PERFECT

WP Word Processor.....\$199

ACCESSORIES

Bonus 5 1/4 SS, DD.....\$4.99 BX

Bonus 5 1/4 DS, DD.....\$5.99 BX

Compuserve Starter Kit.....\$19

Disk Case (40-3 1/2).....\$6.88

Disk Case (75-5 1/4).....\$6.88

Disk Drive Cleaner-3 1/2.....\$6.88

Epyx 500XJ Joystick.....\$14

Supra 20 Meg Drive ST.....Call

Wico Bat Handle.....\$19

Wico Ergostick J.S.....\$19

Xetec Printer Int.....\$39

Datasoft®

for the ATARI ST!

As captain of Russia's newest state-of-the-art sub your goal is to cross the Atlantic and rendezvous with the American navy. The Russians are after you and will do anything they can to keep your boat from falling into U.S. hands—even sink you if necessary.

Maps, sonar sweeps, periscope and recognition charts make your escape easier, but using them may also give away your position. Some tough decisions will be yours as you become more proficient in submarine captaincy.

Our Discount Price \$32



ELECTRONIC ARTS

Software Classic Series:

Age of Adventure (D).....\$9.88
Archon 1 or 2 (D).....\$9.88 Ea.
Financial Cookbook (D).....\$23
Lords of Conquest (D).....\$9.88
Mail Order Monsters (D).....\$9.88
Movie Maker (D).....\$9.88
M.U.L.E. (D).....\$9.88
Music Const. Set (D).....\$9.88
One-on-One (D).....\$9.88
Pinball Const. Set (D).....\$9.88
Racing Dest. Set (D).....\$9.88
Seven Cities of Gold (D).....\$9.88
Super Boulder Dash (D).....\$9.88
Touchdown Football (D).....\$9.88

ELECTRONIC ARTS

Alien Fires ST.....\$26
Arcticfox ST.....\$29
Bard's Tale ST.....\$32
Chessmaster 2000 (D).....\$26
Chessmaster 2000 ST.....\$29
Empire ST.....\$32
Financial Cookbook ST.....\$14
Gridiron ST.....\$32
Marble Madness ST.....\$26

Tracker ST.....\$14

FIRST BYTE

First Letters & Words ST.....\$33
First Shapes ST.....\$33
Kid Talk ST.....\$33
Math Talk ST.....\$33
Math Talk Fractions ST.....\$33
Smooth Talker ST.....\$33
Speller Bee ST.....\$33
*These Programs Talk!

FISHER PRICE

Dance Fantasy (R).....\$4.88
Linking Logic (R).....\$4.88
Logic Levels (R).....\$4.88
Memory Manor (R).....\$4.88
FTL

Dungeonmaster ST.....\$25

Oids ST.....\$23

Sundog ST.....\$23

GAMESTAR

Champ. Baseball ST.....\$25

Champ. Basketball ST.....\$25

Champ. Football ST.....\$25

HIGH-TECH EXPRESSIONS

Astro-Grover (D).....\$6.88

Business Card Maker ST.....\$39

LDW

Basic Compiler 2.0 ST.....\$59
Club Backgammon ST.....\$23
Vegas Craps ST.....\$23
Vegas Gambler ST.....\$23
MASTERTRONIC

Action Biker (D).....\$4.88

Chopper X ST.....\$14

Ninja (D).....\$4.88

Ninja Mission ST.....\$14

Renegade ST.....\$14

Speed King (D).....\$4.88

The Last V8 (D).....\$4.88

Vegas Poker & Jackpot(D).....\$4.88

MICHTRON

Airball ST.....\$25

Airball Const. Set ST.....\$16

BBS ST.....\$49

GFA Artist ST.....\$49

GFA Basic Book ST.....\$25

GFA Basic Int. ST.....\$39

GFA Basic Compiler ST.....\$39

GFA Companion ST.....\$33

GFA Object ST.....\$49

MINDSCAPE

Balance of Power ST.....\$33
Bop & Wrestle 64K (D).....\$19
DeJaVu ST.....\$33
*Deeper Dungeons (D).....\$16
Gauntlet ST.....\$33
Gauntlet 64K (D).....\$23
Harrier Combat Sim. ST.....\$33
Infiltrator 64K (D).....\$23
Into the Eagle's Nest ST.....\$25
Paperboy ST.....\$33
Plutos ST.....\$19
Q-Ball ST.....\$19
Shadowgate ST.....\$33
Super Star Hockey ST.....\$33
Uninvited ST.....\$33

*Requires Gauntlet!

MINDSCAPE CINEMAWARE

Limited
Time Offer!

CHOOSE YOUR FREE GIFT!



Subscribe to ANTIC and get The Best of ANTIC Disk FREE!


- Bannertizer-Print giant text posters
- Diskio Plus-Turbo operating system
- Rapid Graphics Converter-Translates ALL pictures
- Fader II-Flashy desktop video
- Son of Infobits-Easiest database
- Plus many more of the most popular ANTIC programs-All on one Disk!

Every issue of ANTIC brings you news of software for Business, Personal Productivity, Graphic Arts, Programming Tools, Education and more...

OR...

Subscribe to ANTIC plus Disk and we'll send you this Atari Mini Card Solar Calculator, a \$5.95 value, absolutely FREE! Plus every month with your magazine you'll receive a disk loaded with programs like:




- 3D Wire Frame
- Modem Checkers
- Memory Improver
- ST Concentration
- Banner Creator
- ST Battleship Combat



- ★ Credit Card Sized
- ★ Instruction Booklet Included

Only in ANTIC—
Your #1 ATARI Resource.

Subscribe by phone—Call 800-234-7001 (6am–6pm PST.)
MasterCard and VISA Only.



For 8-bit Atari

POWER TOOLS

*Programmer's
and
power users'
bonanza!*

SUPERDOS

The Australian **SuperDOS** is compatible with Atari DOS 2.0 while providing much of the power of costlier disk operating systems. The user interface is virtually the same as Atari DOS, so you'll be comfortable right away.

SuperDOS supports all three densities—80K single, 130K dual/enhanced and 180K true double. Flexible RAMdisk support is provided for the Atari 130XE and upgrade formats including 128K and 256K Axlton, 256K XL and 320K XE.

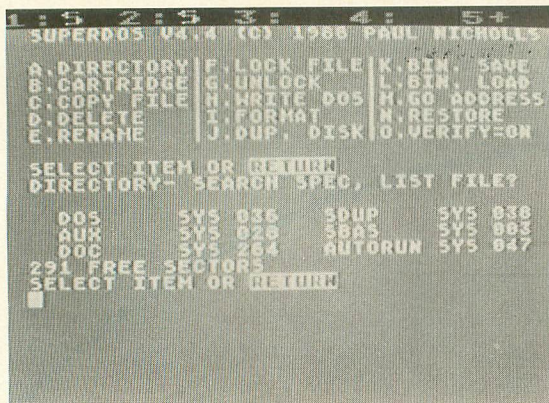
SuperDOS is also RAM-resident. When you exit BASIC to DOS, the SuperDOS menu pops up instantly. This is nice, but SuperDOS also has the highest LOMEM value of all Atari disk operating systems—with SuperDOS, Atari BASIC has only 26,077 bytes free instead of the usual 32,274. However, this can be remedied on XL/XE systems with a RAMdisk.

SuperDOS can be customized easily with its auxilliary DOS configuration menu, AUX.SYS. It supports four floppy disk drives and assumes that *any* drive reference above 4 is a RAMdisk. The AUX menu provides direct access to the nuts and bolts of SuperDOS. You can change parameters such as file buffers (which control the number of disk files that can be open) and drive buffers (the number of floppy drives connected to your computer).

Patching the disk with a sector editor can be clumsy and difficult to learn, but AUX provides a TRACE AND PATCH feature that lets you step through a file sector by sector. Then you can patch the file to skip a bad sector. You'll lose the data in that sector, but you can still access the rest of the file.

An automatic RAMdisk can be enabled or disabled from the AUX menu. SDUP, the SuperDOS utilities program, can be made resident for Atari 400/800 owners. By making it non-resident, XL/XE owners will retain SDUP on their RAMdisk, though it will still *appear* resident. This provides more working RAM in BASIC and Assembler.

continued on next page



Superbin, a binary file loader that lets you make bootable machine language game disks, can also be written to disk from the AUX menu. And a menu loader for BASIC programs, Superbas, is also provided.

WHAT IT HAS

Here are some of the differences between SuperDOS and Atari DOS:

CARTRIDGE returns control to an external cartridge. Internal Atari BASIC on an XL or XE computer can be toggled on or off. Turning it off gives you 8K more RAM for buffer space when disk files are copied.

COPY works just like Atari DOS 2.0 and 2.5, except that SuperDOS automatically determines the density of the source and destination disks, even on a single-drive system. Wild card characters in filenames are allowed, and you can even copy from disk to cassette.

RENAME: In Atari DOS, you've got problems if you rename JOHN.DAT to MAT.T.DAT when the disk *already* has a file called MAT.T.DAT. SuperDOS doesn't allow this. Also, you can rename files using wild cards.

FORMAT: SuperDOS is "density-smart" all the time, whereas many other multi-density disk operating systems must be *told* what the density of a disk is. You can also format RAMdisks with SuperDOS, specifying their density.

SuperDOS **FORMAT** also allows "skewed" sector formatting for Supermax drives. Skewed sector disks read and write much faster than standard format disks (while Atari DOS 2.0 and 2.5 can still read and write them). However, I'm aware of no such animal as a Supermax drive in the United States.

DUP DISK gives the option of formatting the destination disk. SuperDOS also lets you specify starting and ending sectors for a partial disk copy. DUP DISK doesn't copy empty sectors and it gives an option to retry if it finds a bad sector. Copying sectors to and from a RAMdisk is allowed if the RAMdisk is initialized to the same density.

RESTORE: When you delete a file, it will still show up in the directory, preceded by a minus sign. This is the SuperDOS way of telling you that the file has been removed—but can be recovered. Accidentally deleted files can be restored with this command if they haven't been overwritten.

VERIFY of disk write can be turned on or off. Turning it off disables the read-after-write that all disk operating

systems use to verify the integrity of your disk files as they're created. This also speeds up disk-writing significantly, but you might write a bad file without knowing it.

When you first boot SuperDOS, you can print the manual (if BASIC is installed) or exit to SuperDOS. If you exit, the *first* thing to do is format and write a new SuperDOS master disk, then reboot with it. I've found that exiting the original SuperDOS master disk to BASIC, then trying to return to DOS, locks up the computer, but I'm certain this is just a quirk with the documentation printing utility since all my subsequent SuperDOS disks had no problems.

Another minor glitch is that whenever I run a cartridge from SuperDOS after loading a VBI routine, it gets disabled. However, if the VBI routine is hooked in from an AUTORUN file and the SuperDOS menu never comes up, it works fine.

If you want a disk operating system more powerful than Atari DOS 2.0S or 2.5 and more compatible than SpartaDOS or Atari DOS 3, you'll be pleased with SuperDOS. If you need the additional power of subdirectories,—you'll need to get SpartaDOS or MyDOS, or wait for Atari's upcoming ADOS. If you want support for more than four floppy disks and one RAMdisk, again SuperDOS won't do it. But if you're looking for a powerful, forgiving, user friendly, density-smart DOS, SuperDOS is super, especially at its low price.—MATTHEW RATCLIFF

\$20, 24K disk. Technical Support, 205 Peoria Street, Daly City, CA 94014.

CIRCLE 241 ON READER SERVICE CARD

FLASHBACK!

FlashBack! is ICD's hard disk backup for 8-bit Atari power users. But you don't really need a hard disk to find this software valuable. FlashBack! also backs up your RAMdisks and floppies quickly and easily. And files can be restored selectively with simple file copy commands, or with the package's **RESTORE.COM** utility. ICD's SpartaDOS is required because FlashBack! uses the time and date stamps of your files for reference.

The main menu has seven options. **SOURCE** lets you specify a source drive, an optional subdirectory path to back up, and the destination drive. If you entered a subdirectory for the source, it will be duplicated on the destination drive.

FORMAT can be specified for your first backup job. Before writing the first destination disk, FlashBack! will prompt you for disk parameters, such as those found in **XINIT** (with support for double density—and ultra-speed, of course). This eliminates the need for a separate disk format process.

With **SINCE DATE**, only files modified since a given date will be copied. For this reason, accurate time and date stamping on your files is very important.

When all your options are set you can press [START] to begin the backup or [Q] to quit and return to DOS. FlashBack! creates a subdirectory on the source disk the

first time you back up a particular disk, which contains a list of all the files backed up. If FlashBack! requires more than one floppy disk for archiving your files, it will tell you when to swap disks.

RESTORE.COM lets you restore from your backup floppies to the original (or another destination). You can also decide, file by file, what will be restored. You can load and run files from the backup, or copy them as you would any other SpartaDOS disk. Unexpected problems may crop up when you attempt to load a file split across two backup disks, but RESTORE.COM can retrieve these files.

I use FlashBack! for daily backups of my RAMdisks, both in the computer's RAM and on my ICD 1Mb Multiple I/O Board. I have the ICD RTime 8 cartridge clock, so time and date stamps are always correct. After a long night's work, I just run FlashBack! and specify the previous day's date as the reference time for backups. I don't have to remember which files I've edited, or perform unnecessary file copies. FlashBack! does all the work reliably and quickly.

I haven't found any real bugs in FlashBack!, but it seems memory-hungry. If I exit MAC/65 to SpartaDOS and execute FlashBack!, my 800XL will lock up. But if I remove the cartridge and turn off built-in BASIC, FlashBack! runs fine. Also, FlashBack! occasionally reports an unexpected error at the very end of the backup process. It makes me nervous, but ICD told me I could ignore it and that the software is being updated to eliminate this error report.

Overall, FlashBack! is very fast and reliable. It automates my file backups a great deal. It has helped me establish the wise habit of regularly archiving important work.—MATTHEW RATCLIFF

\$29.95, 48K disk, requires SpartaDOS. ICD Inc., 1220 Rock Street, Rockford, IL 61101. (815) 968-2228.

CIRCLE 241 ON READER SERVICE CARD

SPARTADOS TOOL KIT

ICD's **SpartaDOS Tool Kit** is a powerful utility package of eight valuable command files for your SpartaDOS system disks. Users of the powerful SpartaDOS disk operating system will love the increased productivity of their Atari systems.

Previously, the only way to change a directory name was to delete it and recreate it, but RENDIR.COM lets you change the directory name without affecting the files in that subdirectory.

How many times have you done an erase with the wrong template, trashing hours of valuable work? VDEL will ask for a confirmation prompt before deleting each file. If you enter a template for VDEL that might remove the wrong files, you have a second chance to prevent the demolition of important work.

When you can't find a file, WHEREIS locates it, searching all subdirectories. It allows wild cards, listing any file templates meeting your specifications, along with the complete directory path. If you use several subdirectories,

spartados 3.2 Fri 3 Jun 88 12:48:54pm

Volume: TEST				
Directory: MAIN				
AT_RS232	COM	1863	2-12-85	6:38p
AUTOBAT	COM	268	11-20-85	4:55p
BYPASS	COM	379	11-20-85	1:37p
CHTD	COM	929	10-21-85	3:50p
CHVOL	COM	453	2-24-85	6:16p
DUMP	COM	1033	2-13-85	12:06p
DUPDISK	COM	2187	2-13-85	11:41a
HDINIT	COM	1500	11-17-85	2:56p
HDUMP	COM	613	2-13-85	1:01p
MENU	COM	7728	4-05-85	5:57p
MENU	NLP	6656	3-10-85	4:40p
OFF_LOAD	COM	2061	2-13-85	2:53p
PORT	COM	491	2-13-85	12:05p
P_4800	RC	2	10-10-84	10:13a
PUTRUN	COM	589	4-06-85	3:45p
RD	COM	1739	7-14-86	10:06a
RD260	COM	324	3-03-85	11:23a
RDBASIC	COM	760	3-10-85	11:21a
RPM	COM	691	6-06-85	9:06a

especially on a hard drive, WHEREIS can keep you from tearing your hair out.

ICD's 1Mb Multi I/O Board provides the equivalent of 5.6 double-density RAMdisks, printer spooler, RS232 interface, printer interface and hard drive interface. The MIO must be reconfigured every time it is powered up. Hard drive owners have no problem there, since the MIO ROMs automatically load configuration data off the drive at boot time. Now MIOCFG lets you save and store the MIO configuration on floppy disks, eliminating the manual setup procedure every time the MIO is powered up.

SORTDIR modifies the disk directory so you get a neat, tidy listing every time. Sort priority can be set by filename, type, size, or creation date. Any of these can be modified with the X flag, which reverses the sort.

Once you know all the commands, control of DOS goes much faster than using a menu interface. But if you want a menu for SpartaDOS, DOSMENU will suit your needs. It has the familiar look and feel of Atari DOS 2 and 2.5, with additional commands for the advanced features of SpartaDOS.

If you want your Atari to look and feel more like an IBM PC, just fire up COMMAND. You'll never get lost five levels deep in subdirectories any more. First, it gives you a directory path prompt. You can place 20 macro key definitions in a COMMAND.BAT file, giving you up to 20 different character strings executed automatically with [CONTROL] [SHIFT] key combinations.

You can place all your favorite BASIC or MAC/65 keywords in macro files, vastly improving your productivity. COMMAND adds screen color controls (COLOR BLACK, etc.), a COLD start command, HELP, PATH (subdirectory nesting is added to the drive prompt) and IBM mode. IBM mode kicks in some extra buffering features, allowing you to call up all or part of your last command line, edit it and re-enter it.

If a disk goes bad, I usually have a backup ready, but if not, then DISKRX provides the tools to repair and recover valuable data on a damaged disk, floppy or hard drive.

The SpartaDOS Tool Kit is an affordable, high power utility package. I highly recommend it.—MATTHEW RATCLIFF

\$29.95, 48K disk, requires SpartaDOS. ICD Inc., 1220 Rock Street, Rockford, IL 61101. (815) 968-2228.

CIRCLE 242 ON READER SERVICE CARD

continued on next page

BASIC TURBOCHARGER

BASIC Turbocharger is an excellent book/disk collection of machine language routines for your BASIC programs—more than 160 routines in all. And the source code is available on an optional disk.

These routines load and save pictures in most of the popular formats, including compressed Micro Illustrator. They support Player/Missile Graphics, every Atari graphics mode, scrolling pictures, printer dumps and Display List Interrupt color changes. They move memory, invert, search and compare it, manipulate bits and, of course, double PEEKs and double POKEs.

The number routines convert between decimal, binary and hexadecimal numbers and do some fancy array manipulations, including search, sort and sum. They also provide a non-repeating random number generator—great for card games—and a proper delay timer so you won't use empty FOR-NEXT loops.

There are a lot of joystick routines, which I thought were unnecessary—until I tried them. They replace several IF-THEN statements and really speed up a program. This greatly improves the “feel” of the joystick.

BASIC Turbocharger will save you a lot of code, speed up your programs and make them more compact. It also makes difficult things easy, like putting text on a graphics screen or invoking the Atari Rainbow.

Each routine is a self-contained string of relocatable code—there's no jumping into the BASIC cartridge or the operating system. This means the routines work with almost any BASIC, including BASIC XL, BASIC XE, MicroSoft BASIC and TURBO BASIC XL. The strings of machine language code are inserted into your program and called with the USR statement. Most routines are less than one line long.

All routines are listed in the fine instruction manual. You could just type them in, but they're machine language and contain all those inverse graphic characters which drive us nuts when we type in the **Antic** listings. Fortunately, Alpha Systems includes a disk containing the routines.

The routines are contained in 120 short demonstrations, which makes it easy to learn how to use them, but hard to include them in your programs. First, you LOAD the sample program, renumber the lines you need and LIST those lines to a disk file. Then LOAD your program and ENTER the file with the machine language routine. It's tedious and cumbersome.

For my personal use, I created a disk with the routines LISTed to files. The routines are grouped by category, and each file has less than 100 lines, so all my programs now start at line 100. Whenever I need a routine, I ENTER that file, renumber the lines I need and delete the rest. It's much quicker.

Building that disk was time consuming, and Alpha Systems should include one in the package. It's the only weak point in an overall excellent product.—CHARLES CHERRY

separately. Alpha Systems, 1012 Skyland Drive, Macedonia, OH 44056. (216) 467-5665.

CIRCLE 237 ON READER SERVICE CARD

ENHANCEMENTS TO BASIC

Enhancements to BASIC is a comprehensive, self-contained program containing powerful tools for DOS, editing and debugging. The disk comes with three versions. While writing a program, you'll want the *full* 8K implementation unless the program is very large, in which case you'll need the 4K *half* implementation. For serious debugging, you'll want the TRACE version.

Enhancements to BASIC only works with Atari BASIC. In fact, during a one-time initialization process, it copies your BASIC into itself and modifies it. After initialization, it loads without using the computer's BASIC.

The added features are impressive: listing, renaming and cross-referencing variables; searching for variables, statements and strings; auto-numbering, renumbering and deleting blocks of lines; scrolling forward and backward in a program listing; 14 macro soft keys (seven of them programmable); a numeric keypad on the keyboard; and number entry in decimal or hexadecimal.

DOS functions provided by Enhancements to BASIC include directory, lock, unlock, rename, erase, format and run at address. Error messages are in English instead of cryptic numbers.

TRACE is a powerful debugging tool, common to many languages but missing from Atari BASIC. It lists each line as it's executed, making it easy to pinpoint the offending line and correct it. Tracing on an Atari is a special challenge. The graphics modes frustrate any simple listing techniques. However, the trace in Enhancements to BASIC lets you list the whole line or only the line number, list the lines to the screen or to a printer, and turn the trace on or off while the program is running.

Unfortunately, you can't view the trace and the program operation simultaneously (except by tracing to a printer). Carefully turning the trace on and off in the program can help, but it's still hard to see *what's* happening and *why* at the same time. The trace and the program should share the same screen, at least in Graphics 0.

The only other serious drawback to Enhancements to BASIC is that the disk is copy-protected. I could never use a language without backups. Of course, if your disk does get trashed, you lose only the enhancements; you can continue to program with BASIC. And you can still run your programs.

Finally, programmers should consider that many of the features of Enhancements to BASIC are available in other BASIC dialects. Some programmers may prefer to change dialects, rather than upgrade Atari BASIC.—CHARLES CHERRY

\$24.95, 48K disk. Available by mail only. Hathaway Electronics, P.O. Box 168, Rices Landing, PA 15357. (412) 592-5981.

CIRCLE 238 ON READER SERVICE CARD

\$24.95, 48K disk. Source code \$10 with main package, \$15

continued on page 38

GTIA Joystick Painter

Powerful Atari Animation Tool

By ROBIN ALAN SHERER

GTIA Joystick Painter is a powerful drawing program for nine-color Atari Graphics 10 mode. This BASIC program works on all 8-bit Atari computers with at least 32K. A disk drive is required.

Atari graphic modes 9, 10 and 11 are called GTIA modes.

The Atari's main microprocessor chip is saddled with an enormous workload, because the Atari has so many different graphics modes, hue/luminance combinations, sound features and controllers for devices such as joysticks. That's where the GTIA chip comes in, as well as other special chips such as ANTIC and POKEY.

Earlier Ataris used the CTIA (Color Television Interface Adaptor). But today almost all Atari 8-bit users have computers with the newer GTIA chip. GTIA stands for Graphics Television Interface Adaptor (or George's TIA, for George McLeod who designed the chip). To make sure your computer has GTIA, type:

```
10 GR.9:GOTO 10
```

If your screen turns black, you have it. If nothing happens, you don't.

Among other things, the GTIA chip controls color and luminance (brightness) of ordinary playfield graphics—such as those called from BASIC with COLOR, PLOT and DRAWTO statements while in graphics modes 3 to 11.

GRAPHICS 9, 10, 11

Graphics 9 is a one-color, 16-luminance mode. Graphics 10 has nine colors with independent hue and luminance settings. Graphics 11 has 16 colors and only one luminance. Each mode has 80 columns and 192 rows. Modes 9, 10 and 11 are actually variations on Graphics 8, so details such as memory required to map the screen (about 8K) remain the same.

In BASIC, you can reach any of these GTIA modes with normal GRAPHICS statements. You can also POKE 623,64 (which sets bit 6) to turn on Graphics 9, POKE 623,128 (which sets bit 7) for Graphics 10 and POKE 623,192 for Graphics 11 (which sets bits 6 and 7).

When the GTIA bits are set, the computer interprets

display memory differently. In Graphics 8, each memory location keeps track of eight consecutive pixels. Each byte of memory can hold a value between 0 and 255—corresponding to the number of combinations of lit and unlit dots you can make in each eight-dot byte.

But in the GTIA modes, not only can each dot be turned on or off, but it also must contain information about which of 16 hues or luminance levels is displayed. And, unlike Graphics modes 1-8, there are no text windows in the GTIA modes.

In Graphics 8, each row can display 320 dots. Since you need extra color information for each dot in modes 9, 10 and 11, you only get 80 dots per row. Also, modes 9 and 11 don't have 16 color registers available—just five regular color registers.

You can only get additional colors by making the color value of each dot onscreen directly represent the color or luminance of the dot, instead of indicating which color register to look into for that value. If you want to change the colors of some dots onscreen, you'll have to redraw each one in its new color.

To see how GTIA modes work, type this short program:

```
10 GRAPHICS 9
20 SETCOLOR 4,12,0
30 FOR I=0 TO 15:COLOR I
40 PLOT 4*I+5,2:DRAWTO 4*I+5,190
50 DRAWTO 4*I+6,190:DRAWTO 4*I+6,2
60 NEXT I
70 GOTO 70
```

You should see 16 shades of green bars on the screen. To see 16 different colors at once, substitute these lines:

```
10 GRAPHICS 11
20 SETCOLOR 4,0,4
```

Here's a set of practical instructions for Graphics 9:

1. Use a GRAPHICS 9 command to set the mode.
2. Use SETCOLOR to select the color to be used. The register used to specify this color is 712, which holds the background color. Use the form SETCOLOR 4,C,0 where C is between 0 and 15.

continued on next page

3. To PLOT or DRAWTO, use COLOR S to specify the shade, where S is between 0 and 15.

4. Now PLOT and DRAWTO normally. The horizontal coordinate must be between 0 and 79, and the vertical coordinate must be between 0 and 191.

Try this:

```
100 GRAPHICS 9
120 SETCOLOR 4,15,0: REM Color is gold
130 FOR I=25 TO 49
140 C=I+(74-I-I)*(I>37)-22
150 D=INT(SQR(144-(I-37)*(I-37)))/2
160 COLOR 15-C:PLOT I,32-D:DRAWTO I,32+D
170 COLOR C:DRAWTO I,155+D
180 NEXT I
190 GOTO 190
```

GTIA JOYSTICK PAINTER

With this lesson's GTIA Editor, you can easily create ambitious medium-resolution Graphics 10 drawings, SAVE them to disk and LOAD them later. Type in Listing 1, GEDIT.BAS, check it with TYPO II and SAVE a copy before you RUN it.

POWER TOOLS FOR 8-BIT ATARI

continued from page 36

BASIC VIEW

BASIC View is a very good debugger for BASIC programs and really does provide a view into the workings of your program. When you RUN a program, a listing scrolls past and lines are highlighted as they are executed. It is the most graphic trace function I have ever seen. You really get a feel for the flow of the program.

The BASIC View screen is divided into three areas: the program listing, a display of two variables and a menu of BASIC View commands. It's very easy to use, and most functions are controlled with a joystick. The variable display shows the values of two variables or addresses.

The menu has commands to scroll the listing forward and back, RUN the program, RUN from a given line, set a stop line and set a count for the stop line. For instance, you can set the program to RUN from line 120 and stop on line 1560 during the fourth time through a loop. The speed at which the program RUNs is adjustable (very useful) and you can jump back and forth between the program screen and the BASIC View screen.

Although BASIC View is the best debugger for Atari BASIC programmers, it's not perfect. The biggest problem is that it doesn't show enough information. Two variables aren't enough: you need at least four. While you can select one of the variables, BASIC View displays the one declared next as the other one. Of course, by declaring

continued on page 49

If you have trouble typing the special characters in lines 2030, 2080, 2130, 2180 and 2250, don't type them in. Listing 2 will create them for you. Type Listing 2, check it with TYPO II and SAVE a copy to disk. When RUN, Listing 2 creates these hard-to-type lines and stores them in a disk file called D:LINES.LST.

To merge the two programs, LOAD "D:GEDIT.BAS" then ENTER "D:LINES.LST"—remember to SAVE the completed program before you RUN it.

USING THE PAINTER

Plug a joystick into port 1. When RUN, GTIA Joystick Painter displays eight colored blocks at the bottom of the screen (your "palette" of color choices) and four flashing marks (the boundaries of your drawing cursor).

Press [C] to pick a color to draw with. A line will appear under the present color. Move the joystick left or right to select one of the eight default colors. After you select a color, you can change it by moving the joystick forward and backward. When you're satisfied with your palette, press the joystick button.

Now use the joystick to position the flashing cursor. To draw, hold down the joystick button. Release it to stop drawing. To change the size of the drawing cursor, press [CONTROL] and an [ARROW] key. To erase the screen, press [SHIFT] [CLEAR].

Press [E] to change the cursor color to the white background color. Then erase as much as you want by pressing the trigger. To start drawing again, select a new color by pressing [C].

Press [S] to SAVE your drawing. Your picture will temporarily vanish and a "Filename to SAVE?" prompt will appear in its place.

Now, type in a filename for your picture and press [RETURN]. The program will SAVE your drawing, along with the eight color values of your palette.

Press [L] to LOAD a drawing. At the "Filename to LOAD?" prompt, type in the name of the file to load and press [RETURN]. The program will LOAD the drawing and its color palette.

Pressing [RETURN] at either of these prompts will return you to the drawing screen.

GRAPHICS 10

Graphics mode 10 might be more important than any other Atari Graphics mode because it offers an extended selection of the number of possible onscreen colors—without using the Player/Missile graphics which will be introduced in a later lesson. It also allows color indirection, meaning that you can select nine colors from the 128 color/hue combinations and that you can change the color of any object onscreen with just one SETCOLOR or POKE command.

Because of the differences in possible color/hue combinations, the operating instructions for Graphics 10 are different from Graphics 9 and 11:

1. Use the GRAPHICS 10 command.



GTIA GRAPHICS MODE SUMMARY

SCREEN SIZE (COLUMNS×ROWS) 80×192		GRAPHICS 9 MEMORY REQUIRED: 8138 BYTES		
DISPLAY TYPE	DEFAULT COLORS	SET COLORS (N)	POKE ADDRESS	COLOR (N)
GRAPHICS 9				
ONE HUE, 16 LUMINANCES, CHANGE HUE WITH SETCOLOR 4, HUE, 0 OR POKE 712, HUE	BLACK	4	712	0
				1
				2
				3
	DARK GRAY			4
				5
				6
				7
	GRAY			8
				9
				10
				11
	LIGHT GRAY			12
				13
				14
	WHITE			15
GRAPHICS 10				
NINE COLORS	BLACK	0	704	0
	BLACK		705	1
	BLACK		706	2
	BLACK		707	3
	ORANGE		708	4
	LIGHT GREEN		709	5
	BLUE		710	6
	RED		711	7
	BLACK		712	8
GRAPHICS 11				
ONE LUMINANCE, 16 HUES, CHANGE LUMINANCE WITH SETCOLOR 4, LUM, 0, OR POKE 712, LUM	BLACK	4	712	0
	GOLD			1
	ORANGE			2
	RED ORANGE			3
	PINK			4
	PURPLE			5
	PURPLE BLUE			6
	AZURE BLUE			7
	SKY BLUE			8
	LIGHT BLUE			9
	TURQUOISE			10
	GREEN BLUE			11
	GREEN			12
	YELLOW GREEN			13
	ORANGE GREEN			14
	LIGHT ORANGE			15

2. Select a color register to draw with using the COLOR command. Here, that command refers not to the color value itself, but to the *register* that contains the color value. Therefore the range of values is 0 to 8.

COLOR REGISTERS

Before you use a color register, you'll probably want to know what actual color value it contains and how to change it. The default colors of the normal playfield registers are orange, blue, pink, green and black. These can be controlled by the SETCOLOR command.

Since register 0 corresponds to memory location 704, COLOR 0 will set the color to be plotted according to what's in 704. To calculate this number, use this formula: $N = (16 * \text{color value}) + \text{luminance value}$.

For example, to set color register 0 to the background blue of a Graphics 0 screen, you'd want the value generated by the statement SETCOLOR x,9,4. Since the color value is 9 and the luminance value is 4, the number to POKE into 704 is $(16 * 9) + 4$, or 148.

GRAPHICS MODE 11

Graphics 11 is almost identical to Graphics 9—except that it offers 16 colors at *one* level of brightness. The instructions for using it are almost the same as those for Graphics 9:

1. Use a GRAPHICS 11 command.
2. Use SETCOLOR to select the color to be used. Use the form SETCOLOR 4,0,B, where B is an even number between 0 and 14.
3. To PLOT or DRAWTO, use COLOR. The colors correspond to the shades you would normally use for the second value of the SETCOLOR command.


4. Now PLOT and DRAWTO normally. The acceptable horizontal and vertical boundaries are the same as for Graphics 9. ■

Robin Sherer is co-author of Master Memory Map of the Atari and other Atari reference books.

Listing on page 72

More* Secrets of Atariwriter Plus

Mail merge, RAMdisks, macros, wildcards and more . . .



By KEVIN STEELE

I was one of first Atari 130XE owners using Atariwriter Plus, the word processing software featuring mail merge, a built-in spelling checker and support of the 130XE's extra 64K memory. My copy of Atariwriter Plus was so early that it came in a manila envelope with photocopied instructions.

After using this fine word processor extensively, I've learned a number of tricks that make Atariwriter Plus more powerful—such as using it with a RAMdisk, creating pseudo-macros, editing mail merge entries from within the text editor, avoiding bugs that can ruin your printouts, using wildcard disk operations, plus other techniques that give you the most from features already built in.

MAIL MERGE MAGIC

If you ever used the Atariwriter mail merge function, odds are you've been frustrated by it. Data entry is awkward, the field size is too small, and printing a file with mail merge entries literally takes hours if you have several

records. Here are a few steps to help ease the pain.

First, the lengths of the fields are normally limited to 20 characters, but don't let that stop you. If you place multiple mail merge entries in a text file, one after another, in effect you can expand a data field to as many as 300 characters.

However, this is tricky to pull off. The mail merge commands in the text file must be separated by a space and you can't split a word between fields. Otherwise, combine as you wish. I've used this trick to create form letters

(* *Secrets of Atariwriter Plus* by Carolyn Hoglin is a different collection of advanced tips which appeared in the July 1987 issue.—ANTIC ED)

that print address lines longer than 20 characters.

Suppose you want to print out more than one space between different parts of your data fields—such as two spaces before a zip code. Place the extra spaces at the beginning of the second field, because Atariwriter Plus removes all trailing spaces in mail merge fields when printing.

Another thing that the Atariwriter Plus mail merge program removes is all dashes in a line. This makes it difficult to enter hyphenated names, street numbers and post office boxes. To get around this, when entering a line requiring a dash, simply enter your text, including dashes, and space over the default dashes already in the line.

When the line looks right, leave it by pressing [CONTROL] [DOWN ARROW] to move to the line below. The dashes will stay where you typed them. The only place this trick doesn't work is in the last line of the record. Here you must press [RETURN] to enter the record into memory.

Another convenient trick is editing mail merge entries from within the text editor. You can change data and add or delete records without waiting for the mail merge program to load. (However, you must create a new mail merge file *with* the mail merge program.)

After creating a record, load it into Atariwriter Plus and [E]dit the file. You can change anything in the records, but make sure all the entries have the proper number of spaces, and all records have the proper number of entries. To add a record, precede it with a [CONTROL]-[ESC] [CONTROL]-[INSERT] character sequence. Also make sure that the entire file ends with a [CONTROL]-[ESC], [CONTROL]-[DELETE]. When you save the file, use the Save ASCII ([CONTROL] [S]) option from the main menu.

Perhaps the most irritating feature about mail merge is its snail-like speed. A form letter with 30 records can keep the disk drive running continuously for an hour or two. A RAMdisk will cure this problem—if you place the mail merge file in it before trying to print.

To use a RAMdisk with a 130XE, load DOS 2.5 with RAMDISK.COM present on the disk. Then use the Binary Load option (L) to load AUTORUN.SYS off the *non-XE* side of the Atariwriter disk. When the program finishes loading, D8: will be at your disposal. If you forgot to recopy your data file before booting the word processor, just load the file into Atariwriter Plus, then save it to D8: as an ASCII file. The computer will keep sending forms to the printer as fast as it can print.

WATCH OUT

Every program has its glitches—and they tend to surface at the least opportune moment. Some traps to watch out for:

1. If you use the Block Center Right option—[CONTROL]-[C] [CONTROL]-[C]—with a series of lines padded to the same lengths, make sure every line has at least one blank at the end. Otherwise, they will not align correctly.

2. The extended XE version doesn't always divide long

files correctly between the memory banks. Make sure you check the file after it loads—sometimes words will be duplicated, broken in half, or just missing.

3. If you have a header in your file, and set the top margin in the global format screen to 0, the computer becomes confused and formats blank page after blank page. If you specify a footer and set the bottom margin to 0, the program will try and print it below your page length boundary, usually meaning your footer will end up on the top of the next page.

4. I've had problems with the computer sending a linefeed to the printer when accessing either the spell checker or mail merge sections of Atariwriter Plus. This may skew your next printout, so beware.

5. Other users seem to have found small errors in the default printer drivers. However, the only error I encountered in the Epson FX-80 driver is lack of support for reverse line feeds, which the printer is capable of.

TIPS & TRICKS

MACROS: Use the block save command to save useful sections of a file—such as unusual printer codes, a template for a title page, or a description you plan to put in several letters. If you save each of these under a one-or-two letter filename, such as I for Italics, or T for title page, you can load them in with three or four keystrokes using the [CONTROL] [L] option. If you set up a RAMdisk, they will load instantly.

WILDCARDS: Since Atariwriter Plus comes with DOS 2.5 built in, several DOS features are available from within the program. The most important is wildcard disk operations. Using the asterisk (*) and question mark (?) wildcard characters, you can delete entire groups of files. Hint: If you want to use a wildcard to perform a global operation like deleting all files ending with a certain extender, say .TXT, use a question mark first, then an asterisk, then the extender: ?*.TXT. Otherwise, the program will reject the wildcard operation.

BANK SEPARATION: With the three banks of memory in the 130XE, you can store extremely long files. But what if you want to use them as separate buffers? The easiest way is simply to end banks one and two with a [CONTROL] [E]. This way the banks won't overlap on a page when printing out. Each bank will begin on a fresh page. One catch: The file won't separate the same way next time you load it. So you may need to cut-and-paste the file sections back into their respective banks.

FORMAT TEMPLATE: Setting and resetting the global format commands for each new file can be tedious. Why not just save the format commands in template form? Set up the format commands the way you want, enter one space in the text editor, and save this one-space file under a name such as TEMPLATE. It will be ready to load every time you want to start a new writing project. ■

Kevin Steele of Pittsburgh, Pennsylvania just graduated from Grove City College as a computer systems major.

FOR MORE ARTICLES LIKE THIS, CIRCLE 193 ON READER SERVICE CARD.

Atari's

12



Mary Rbomberg Peloquin

New Entertainment Cartridges


*Bonanza for
ALL 8-bit
gamesters!*

By DAVID PLOTKIN

Continuing **Antic's** policy of reviewing all Atari XE Game System cartridges as soon as they become available, this article looks at the 12 new carts—priced \$19.95 to \$22.95 each—that shipped at the beginning of 1988.

According to our latest word from Atari, game cartridges will be released in smaller numbers throughout the year. Expected this spring are **Food Fight**, the **Gato** submarine simulation, **Necromancer** and **Desert Falcon**. Don't forget that XE Game System cartridges will work on *any* Atari 8-bit computer.

We'll start off this month's reviews with the one brand-new game in the batch. All the other software has previously been available either on disk or in coin arcade versions that I've enjoyed playing for years.



BARNYARD BLASTER

Barnyard Blaster is a superb game that also brings some great news—the Atari Light Gun works just fine! Those aiming inaccuracies noted in my article, *Shootout of the Video Game Systems* (Antic, March 1988) apparently should have been attributed to the Bug Hunt software included with the XE Game System.

Barnyard Blaster's background graphics are colorful and the target animation is excellent. Inanimate objects explode convincingly, while the animals disappear in a tasteful twinkle. Each of the three scenarios has an introductory screen that you can blast realistic holes into.

You simultaneously blast away at stationary objects—pumpkins, bottles, watermelons—and moving targets—gophers, mice, chickens. Ammunition is limited and there's a bonus round where you shoot bottles thrown into the air by "Gramps." Sometimes a blank rectangle or garbage appears on the screen instead of the score, but this doesn't seem to affect the game.



ARCHON

Archon is "the battle between the dark and the light." On a chessboard-like field, you control various pieces that each have differing weaponry, movement, distance, lifespan and other traits. Although the two sides are fairly evenly matched, the pieces are *not* identical. Archers use arrows, trolls use rocks, knights use swords, manticores use bolts, and magic spells are used by wizards on the right and sorceresses on the left. Archon is a game for one or two players, but be warned—the XE Game System is a *mean* opponent.

When it's your turn, use the joystick to move. Some pieces can fly or teleport while others can be blocked on the ground. If you land in the same square as another

piece, you fight to the death. Pieces are more powerful on squares of their own color. And some squares *cycle* through the colors, so keep on your toes. The battlefield is littered with ever-changing obstacles, which can shield a piece from attack. And it takes a while to recycle your weapons—you can't just hold down the fire button and blast away.



FIGHT NIGHT

In **Fight Night**, your boxer can climb into the ring with any of five challengers, controlled either by computer or by another player. Joystick and trigger combinations give you eight possible punch and block maneuvers. Each challenger has a specialty. For example, Hu Sim has a mean karate kick to the midsection, and the British Bulldog can belt you so hard that your onscreen alter ego's neck stretches. All the computer opponents have weak spots except the champ—the Bronx Bomber.

The Tournament option lets you set up a tree of elimination fights. Main Event lets you control your fighter against the computer challengers. If you win you move on, but if you lose, you can have a rematch. You can build your own fighter by choosing various body parts from the available selections, even deciding how resistant your fighter will be to head and body blows. (However, resistance to one makes him susceptible to the other.)

You can save completed fighters to memory for the rest of the current play session, or to disk if you have a disk drive. You can also use the training and sparring options to practice, although with the sparring option I was unable to figure out how to control the fighters. I also couldn't tell how to use the constructed boxer in the Main event, for which I blame the documentation.

ONE ON ONE


In **One on One**, you control either Julius "Dr. J" Erving or Larry Bird in a game of one-on-one basketball. These two basketball greats participated in the design of the game, and their strengths and weaknesses are well represented. You can play against another player or the computer, using your joystick to move, attempt steals, block or shoot.

The graphics are excellent and smooth. Dr. J's famous "jump and turn" shot is spectacular, and the shattering backboard on an enthusiastic slam dunk is very funny.

continued on next page


There is even instant replay for a particularly impressive move. Levels range from "Park and Rec" to "Pro," and the computer gets successively better as an opponent in each level.

You lose the ball if you make an illegal move. Commit more than five fouls, and your opponent goes to the line for a free throw. Even fatigue and hot streaks come in. You can regain energy by dribbling the ball or use it up by running around the court. One on One is a lot of fun to play with a friend and you even have a chance against the computer.



DAVID'S MIDNIGHT MAGIC

This is video pinball, complete with bumpers, drop targets, rollovers and flippers. The joystick starts the ball and flips the flippers, although you must move the stick (rather than pressing buttons) for the flippers, so the action takes a little getting used to. You can even bump the table, but just as in the real thing, you might TILT. There are bonuses and options for multiple players. The graphics and sound are well done, and **David's Midnight Magic** is a lot of fun.



BALLBLAZER

In **Ballblazer**, a futuristic sports contest for one or two players, you guide your "rotofoil" over a checkerboard playing surface, attempting to gain control of a floating ball and send it between two goal posts.

Half of the screen shows *your* view, and the other half shows your opponent's—you can even see yourself from your opponent's viewpoint. The graphics are outstanding, with a smoothly moving checkerboard playing field that gives a realistic 3-D perspective.

You can steal the ball from your opponent and then

use your joystick to move the rotofoil toward the goalposts at either end of the field. The goalposts *move*, so hitting them can be difficult. The number of points you get for shooting the ball between the posts varies depending on the distance from the goal posts. If you can get the ball between the posts when you can't see them—quite a trick—you get three points. (I usually get real close and settle for just one point.)


BLUE MAX

In **Blue Max** you fly a World War I biplane over enemy territory and do as much damage as possible with guns and bombs. The three-quarter view features a well-rendered, smooth-scrolling landscape with buildings, tanks, anti-aircraft guns, rivers, boats, bridges, cars and trees. And enemy aircraft—better avoided if possible—do sometimes appear.

Occasionally you'll see an airfield where you can refuel, re-arm and repair damage. Watch the onscreen altitude gauge: If you fly below 24 feet, your guns will damage smaller objects on the ground, but don't fly too low, or you'll crash.

To drop a bomb, climb a little, then dive, then press the fire button. Bombs are especially useful for buildings and bridges with flashing targets, and you can score big by sinking a ship with a bomb—which requires really good aim. The final goal is to fly into the enemy's capital city and bomb his headquarters.

Almost everything except the trees will shoot back at you. Sustain too much damage and you'll crash. Loss of your guns or bombs, or a hole in your fuel tank, are good reasons to look for a friendly airfield. But even on the ground, your troubles are not over—an enemy plane could bomb you. This is the part of the game I didn't like, since you're helpless on the ground with only one life.



STAR RAIDERS II

In this sequel to the original Atari blockbuster space game, the Zylons are again on the attack and sending ships from a neighboring star system. You must defend the Celos IV system's four planets not only by destroying the Zylon ships, but also by warping to their star system and wiping out the bases which are producing the attacking fleets.

To accomplish this, you have a single star fighter. It has shields, three kinds of weaponry, warp drive and subspace radio. There's a star map used for selecting warp destina-

tions. You also must protect three space stations which you need for refueling and repair.

To win, you must wipe out attacking fleets trying to destroy your cities. If they're all destroyed, the game is over. Each fleet has a squadron of small fighters that attack first. Wiping these out with your laser cannon brings on the "destroyers," for which you'll need your ion cannons. Once you have cleared out the Celos IV system, you can warp to the enemy system and use "surface bursts" to destroy bases on the planet surfaces. If you wipe out all bases and remaining fleets, you win.

Star Raiders II is very playable. It's completely different from the original *Star Raiders*, yet maintains that same desperate flavor. The graphics and animation are excellent.



LODE RUNNER

Imagine 150 screens—some devilishly clever—for you to guide the **Lode Runner** through, each containing platforms, ladders, bricks, poles—and guards. Your goal is to pick up all the pots of gold on a screen. When you do, a ladder appears which leads you to the next screen. Drilling holes in the bricks can trap guards. If you time it right, the bricks will grow back over a guard. This is the only way to grab his gold.

There are a variety of controls, including ways to "cheat" by giving yourself extra lives or advancing to another level and picking up where you left off. This makes the game even more fun, although the high score is not kept if you use these methods.

Lode Runner also lets you build your own screens. You can save as many as 150 additional screens on disk, if you have a drive. Otherwise, you can still design a screen, although it's lost at the end of the current play session. The editor provides nine different types of items (bricks, poles, ladders, guards, etc.) on each screen, and lets you test each screen.

BATTLE ZONE

Adapted directly from the arcade version, **Battle Zone** places you in a tank, battling enemy tanks and other vehicles. All the details are rendered in line drawings. (The original used vector graphics.) Your radar screen spots enemies; you must line one up in your sights and blast it.

The landscape is littered with obstacles, which can block you at critical times and prevent you from escaping when the enemy shoots back. This, coupled with the fact

that graphics don't always make clear what's going on, makes this a rather frustrating game.



HARDBALL

With **HardBall**, you can play baseball on your XE Game System against either a friend or the computer. You can change the lineup, shift the infield or outfield or choose a designated hitter. Once the game starts, you control the pitcher or the hitter.

The view is over the pitcher's shoulder, with the infield diamond in the lower right corner. The pitcher can choose the pitch (fastball, offspeed, change-up, etc.) and location, while the batter chooses when (or if) and where to swing.

If the ball is hit, the view shifts to the infield or outfield, and the fielder is controlled by the defending team. Whoever fields the ball can throw it to any base to cut off a runner. *HardBall* has excellent graphics and sound. It supports extra innings, tiring pitchers, stealing bases and changing the lineup.

RESCUE ON FRACTALUS

From its animated launch sequence to the realistic mountains and valleys, **Rescue on Fractalus** is an exciting and very playable game. You pilot a spacecraft whose mission is to rescue downed pilots on the planet Fractalus. Your long-range scanners tell you where the pilots are, but you must deal with enemy saucers and lasers as well.

You have an unlimited supply of torpedoes for destroying enemy installations, and you are heavily shielded as well—although it depletes your fuel when your shields are taxed. When you locate a pilot, you must land and pick him up. Your ship gains fuel from a downed craft, and when you have rescued the required number of pilots, a mother ship takes them and you move to the next level.

Besides being very entertaining, the thing which sets *Fractalus* apart is the graphics. The animated control panel is impressive, but the craggy surface of the planet, generated using the mathematical technique of "fractals," is extraordinary. You can fly between mountains, skirting the sides of valleys and swooping over long ridges to pounce on the enemy. ■

\$19.95 to \$22.95 each. Atari Corp., 1196 Borregas Avenue, Sunnyvale, CA 94086. (408) 745-2000.

CIRCLE 240 ON READER SERVICE CARD

Atari's New Super Disk Drive

First look inside the XF551

Reviewed By RICH TIETJENS

Atari's newest disk drive for the XL/XE line of computers has finally reached the market (although with remarkably little fanfare). The new Atari **XF551** carries the same \$199.95 list price as the good old 1050 drive it is meant

to replace. Later this year Atari's newest disk operating system, ADOS by Bill Wilkinson, is supposed to be available. The first shipments of XF551 drives came with Atari DOS 2.5 which, while an adequate earlier Wilkinson-written DOS, doesn't really do justice to the capabilities of this powerful hardware.

FIRST IMPRESSIONS

The XF551 is eerily silent during operation. When I turned it on, I expected something like the "coffee grinder" sounds of the old Atari 810 or the "bear growl" of the 1050. Instead came a brief whirr—then, nothing. There is often a two-second pause when starting a boot, while the drive determines the density of the disk. Fortunately, the monitor speaker informed me that the system was in fact doing something and shortly the DOS menu appeared.

The XF551 is the same gray color as Atari XE computers. It is considerably smaller than the 1050—about $2\frac{3}{4} \times 7\frac{1}{4} \times 11\frac{1}{2}$ inches—and weighs in at six pounds. A tiny green "busy" light is just to the left of the door lever. Setting the drive number is done with a tiny pair of switches—similar to printer DIP switches—



which protrude slightly from the rear cover. The top of the cabinet has two rows of vents for cooling.

The power switch has been moved to the *right* rear corner of the cabinet and there's no pilot light on the front panel. (I left my XF551 turned on for days because of this—with no apparent damage.) While on standby, the XF551 uses about as much power as two night-lights. It uses the same external power supply as the 810 and 1050 and has the usual two Atari non-standard serial ports for daisy-chaining.

Inside (yes, I voided my warranty), we find a 6507 microprocessor, a drive controller chip, a DC power supply and a drive mechanism with industry-standard power and controller connections! Visions of slipping in a 3.5 inch microfloppy danced before my eyes when I saw this. (*An article by Robert Woolley in the January 1988 San Leandro Computer Club Journal discusses how to do this.*—ANTIC ED)

Atari DOS 2.0 and 2.5 work as you'd expect with a 1050—single or enhanced density, 90K or 130K of storage, etc. But wait! Side B of my “flippy” wouldn't format. Some investigation revealed that although I could boot and load from the back side of a disk, just as with a 1050, the XF551 won't format or write to it because the index hole (the small hole near the center of the disk) was now on the wrong side.

DOS XL from ICD/OSS, SuperDOS (reviewed in this issue) and SmartDOS can all format single-sided, double-density disks in the XF551. However, DOS XL took a lot of coaxing and I still have trouble duplicating the exact steps required to do it. Even more frustrating is the fact that DOS XL'S CONFIG utility tells me that the XF551 has two sides, but the DOS XL command processor only allows access to 180K.

WHAT WORKS, WHAT DOESN'T

Most of the software I own, including Speedscript 3.0 and the Antic Spell Checker, worked normally when transferred to a double-sided,

double-density disk. Some programs will do strange things if you try to format a disk or get a directory when using any DOS not found on the original disks. Turbo BASIC works exactly as it should in all densities.

The only way to be sure if a specific program will work properly on a double-sided, double-density disk is to try it. My system has an 810 installed as drive 2 and the XF551 is drive 1. The only problems I encountered arose from trying to change densities within an application such as a word processor or spreadsheet, or from using a copy-protected program under a different DOS.

HOW FAST IS IT?

The XF551 isn't much faster than the 1050, using the operating systems currently available. The forthcoming ADOS is promised to support rapid interlaced formatting and high-speed loads and saves. Since ADOS isn't available at this time, I ran some tests with SmartDOS (Astra Systems) to compare the three Atari drives. See *Figure 1*.

The times in this test were determined using the system clock. All files were written to and read from the same disk, using the same filename. The files were deleted before testing another drive, and the same computer

usually decreased with larger files.

BOTTOM LINES

Here are a couple of things to watch out for, as you enter the contemporary world of double-sided disk drives:

1. Always put the cardboard head protector in the drive and close the door before moving the XF551. Double-sided drives are considerably more sensitive to shock and vibration damage than the 1050 and 810.

2. Never remove a disk while the busy light is on. This is especially true with double-density disks. While it *may* not damage the disk and won't hurt the drive, sometimes you won't be able to access a double-sided, double-density disk again without rebooting the system. One possible alternative is to always boot from a single-density copy of your DOS disk, then use the DOS Menu to reconfigure the drive. With any luck, if you need to re-enter DOS after an unintentional density change, this method will make it possible.

The XF551 is a modern, rugged drive that delivers good value and reliable operation. I can recommend it without hesitation to any Atari 8-bit owner who wants economical price and compatibility with standards already established. ■

FIGURE 1: COMPARATIVE DRIVE SPEEDS

Drive Type	Format SS/SD	Write 8K File		Read 8K File	Write 32K File		Read 32K File
		Verify ON	OFF		Verify ON	OFF	
XF551	0:26	0:22	0:09	0:07	1:23	0:31	0:29
1050	0:36	0:24	0:10	0:08	1:27	0:33	0:31
810	0:35	0:27	0:14	0:08	1:44	0:50	0:31

was used each time.

Some quick figuring reveals that on a standard 62-sector picture file (8K), the XF551 is about 23% faster than the 810 and about 12.5% faster than the 1050. For longer files, the improvement over the 810 increases, achieving a 60% advantage at 32K during a write-without-verify operation. However, I found that the gap between the XF551 and the 1050 ac-

Rich Tietjens is a U.S. Army Staff Sergeant stationed in Europe, where he made his early XF551 purchase.

ATARI XF551 DISK DRIVE

Atari Corp.
1196 Borregas Avenue
Sunnyvale, CA 94086
(408) 745-2000
\$199.95

CIRCLE 212 ON READER SERVICE CARD

SAVE 70%

THE ST QUARTERLY
START™

EXTRA ISSUES!



Now **START**
8 Times Per Year—
Still Only \$39.95!

That's right! *START*, the Number 1 Atari ST magazine has doubled its frequency.

Subscribe today and throughout the next year you will receive 8 issues of *START*, each with its own disk filled with word processors, graphics and music software, time-saving tax templates and plenty of games. All this and you save an incredible 70% off the newsstand price.


Subscribe today and learn

about MIDI, Desktop Publishing, Laser Printers, CD-ROM, Desktop Video, Multi-tasking and so much more. And with the variety of useful programs on disk, you are ready to use the Atari ST in ways you never dreamed.

With the in-depth features, the monthly columns, the



great ads and of course the disk full of programs, this really is the ultimate subscription offer for you, the Atari ST user.



Subscribe Today
Call
Toll Free
800-234-7001
(6am-6pm PST. Monday-Friday)

INSIDE

Every Issue Includes:



- MIDI and Music
- Online
- Entertainment
- New Owners Column
- New Products
- News Briefs
- Graphics


```

20 POKE 770,82:REM READ SECTOR
30 POKE 771,64
40 POKE 772,ADLO:POKE 773,ADHI:REM AD
DRESS OF STRING
50 POKE 776,128:POKE 777,0
100 ? "SECTOR #":NUM
110 NUMHI=INT(NUM/256):NUMLO=NUM-(NUMHI
*256)
120 POKE 778,NUMLO:POKE 779,NUMHI
130 JNK=USR(ADR("h 5d+"))
140 ? #1:SCTR$;

```

Current	Stop_line	Count
110		

Basic	List	Var_Menu	Run >Cont

AD	ADHI
8287	32

POWER TOOLS FOR 8-BIT ATARI

continued from page 38

variables carefully, you can pair them up usefully. But that's not very flexible or easy, and a debugger is supposed to make things easy.

Other weak spots are minor: The joystick response is a bit sluggish. I would like a few more lines for the listing, because the menu takes too much space. And the program always returns to the first line when you go to the list mode.

BASIC View takes up 12K at the top of memory. If you are reasonably attentive with your custom display lists, character sets and POKES, you should find no conflicts in any program that fits. BASIC View will help you understand what your program is doing and find where it is going astray. Since it makes the program flow so clear, it's also a great teaching aid for my programming classes.—CHARLES CHERRY

\$19.95, 48K disk, AP0192. The Catalog, 544 Second Street, San Francisco, CA 94107. (800) 234-7001.

QUICK CODE

QuickCode is an amazing collection of macros for the MAC/65 assembler. It turns Assembly Language into a high level, BASIC-like language. Of course, it retains the speed, flexibility and compactness of assembly code. The manual claims that you don't need to know Assembly Language, just learn to operate MAC/65 and program as you would in BASIC. That strikes me as an exaggeration, but not a very big one.

Program control macros include GOTO, GOSUB, RETURN, WAIT, TRAP and multi-line IF-THEN-ELSE-ENDIF, as well as the multi-choice CASE, ON-GOTO and ON-GOSUB. Loops include FOR-NEXT, DO-OD, LOOP-ENDLOOP and WHILE-ENDWHILE.

QuickCode has full variable support, including one and two dimension numerical and string arrays. It also has a special high-speed "indexed string" data type. Macros exist to transfer data from one type to another.

I/O macros include OPEN, CLOSE, NOTE, POINT, PRINT, INPUT, PUT, GET, BPUT and BGET. DOS commands include FORMAT, DELETE, RENAME, LOCK and UNLOCK.

Graphics commands include GRAPHICS, SETCOLOR,

COLOR, POSITION, LOCATE, PLOT, DRAWTO and FILL.

QuickCode has better Player/Missile Graphics support than any other language, even Advan BASIC. It also has support for Vertical Blank Interrupts.

There are even more goodies here, but I'll leave them for you to discover. The only downsides to this package are lack of support for floating point math (it only supports integers—see the Floating Point Package below) and a manual which is organized alphabetically instead of grouping commands by function. For instance, if you don't know that REPORT resets TRAP, how can you find it?

All in all, this is a fabulous package. I wish it had been available years ago. It would have saved me weeks of coding.—CHARLES CHERRY

\$34.95, 48K disk, requires MAC/65. Stardust Software, P.O. Box 33192, Indianapolis, IN 46203. (317) 788-7403.

CIRCLE 239 ON READER SERVICE CARD

FLOATING POINT PACKAGE

The Floating Point Package is another collection of macros for the MAC/65 assembler that provides easy access to floating point mathematics with BASIC-like commands.

Functions supported include addition, subtraction, multiplication, division, logarithms (base e and base 10), exponentiation, inverse logs, array management, input, print, compare, and branch and floating point-integer-ASCII conversions. It also has a trigonometry library for sine, cosine, tangent, cotangent, secant, cosecant and radian-degree conversions.

If, like me, you have avoided using Assembly Language for programs which required floating point, this is a salvation. Those floating point programs usually need the increased speed of assembly language more than any others. While you may never use all of the functions, you'll rejoice at the simplicity of effortless addition and subtraction.

The Floating Point Package is a great companion to QuickCode (above). Together they form the fastest, most powerful high level language available on the Atari. But you'll want a RAMdisk to speed assembly of these monsters.

The Floating Point Package comes bundled with Extended DDT, which I think is the best debugger for the Atari. The amount of information it gives is overwhelming. Together, these two are the best value ever offered to Assembly Language programmers (with the possible exception of MAC/65 itself).—CHARLES CHERRY

\$19.95, 48K disk, requires MAC/65 cartridge, AP0189. The Catalog, 544 Second Street, San Francisco, CA 94107. (800) 234-7001.

DOS 4.0

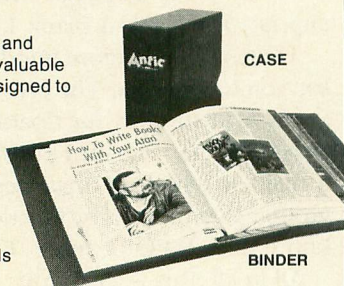
DOS 4.0 (QDOS) is an easy-to-use, full-featured, well-documented disk operating system. It supports all of the same XIO and direct DOS commands under BASIC as DOS 2. While the QDOS file format is not compatible with DOS

continued on next page

**GREAT
GIFT IDEAL**

SAVE YOUR COPIES OF ANTIC

These custom-made titled cases and binders are ideal to protect your valuable copies from damage. They're designed to hold a year's issues constructed with reinforced board and covered with durable leather-like material in maroon. Title hot-stamped is gold. Cases are V-notched for easy access, binders have special spring mechanism to hold individual rods which easily snap in.



Cases:	1—\$7.95	3—\$21.95	6—\$39.95
Binders:	1—\$9.95	3—\$27.95	6—\$52.95

ANTIC

Jesse Jones Industries, Dept. ATC • 499 East Erie Avenue, Philadelphia, PA 19134

Enclosed is \$_____ for _____ Cases; _____ Binders.
Add \$1 per case/binder for postage & handling. Outside USA \$2.50
per case/binder (US funds only). PA residents add 6% sales tax.

Print Name _____

Address _____
No. P.O. Box Numbers Please

City _____

State/Zip _____

CHARGE ORDERS (Minimum \$15): AmEx, Visa, MC, DC accepted.

Send name, number, exp. date.

CALL TOLL FREE 7 Days, 24 Hours 1-800-972-5858

SATISFACTION GUARANTEED

2.0, the disk has programs to convert both DOS 2 and DOS 3 files to QDOS. You can't convert to DOS 2, however. (For this reason, *Antic* cannot accept programs or articles in DOS 4.0 format.—ANTIC ED)

The initial menu displays the first 16 .COM files—including Disk Utilities (DISKUTIL)—and the options to run a cartridge or get a disk directory. The DISKUTIL screen is similar to the DOS 2 menu, but you can't redirect a disk directory to the printer or a disk file, and there are three new commands: Configure Drive, Merge DCF, and Identify Mode.

Configure Drive lets you set up your drives individually as to density and how many sides. (All configurations work fine on Atari's new XF551 drive.) Merge DCF lets you add new types of drives to your system. And Identify Mode determines the format of the disk in the drive.

The QDOS Duplicate File function lets you copy between disks of different densities. And it can copy as many files as available memory permits in one pass. However, once erased, a QDOS file can't be recovered.

With one utility, GOBASIC, you can automatically LOAD and RUN a BASIC program, or create a file which will do so. Another utility, REDIRECT, changes the logical drive number of any disk drive you specify. Also included is a 100-screen online manual (about 26 printed pages) which alone is worth the cost of QDOS.—RICH TIETJENS■

\$10, 48K disk, PD067. The Catalog, 544 Second Street, San Francisco, CA 94107. (415) 957-0886.

AUTHORIZED ATARI ST/XL/XE

BUY, SELL OR TRADE!!!

COMMODORE/AMIGA DEALERS

All Hardware/Software & Accessories

Plus IBM Compatibles & Equipment

NEW Atari 520ST FM CPU Only \$269
with trade-in of 1050 Drive, 130XE Computer, Gemini 10X Printer, 1802 Monitor. Add \$129 for mono system or \$275 for color system.

**BRAND NEW ATARI XE
GAME SYSTEM or 130XE Only \$119**
with trade-in of Atari 800XL Computer and 1050 Disk Drive.

NEW Atari XF551 360K Drive Only \$119
with trade-in of 1050 Drive or \$149 with 800XL Computer.

**NEW ATARI ST 20MB HARD DRIVE
Only \$499** with trade-in of SF314 Disk Drive.

**FREE BRAND NEW AVATEX 1200HC
or AVATEX 2400HC Only \$98**
with trade-in of working Atari 800XL Computer and 1050 Disk Drive.

USED PRODUCT PRICES

1040ST Mono System	\$639	SM124 Mono Monitor	\$125	SF354 Disk Drive	\$135
130XE Computer	\$125	1200XL Computer	\$59	800XL Computer	\$64
400-16K Computer	\$29	Hayes Smartmodem	\$49	1050 Disk Drive	\$129
Atari 1027LQ Printer	\$79	Atari 1025 Printer	\$79	Okimate 10 w/PIP	\$99
ATR-8000 64K, Slaves	\$199	Slave Drives from	\$35	Atari 850 Interface	\$79
Commodore 1702 Mon	\$135	Koala Touch Tablet	\$39	Digitizer/recognition	\$59

Hundreds of software & book titles for 400-800 & XL/XE from \$1.00. Call our computer with your 300/1200 baud modem 24 hours a day for software quotes. (303) 939-8174.

PC COMPATIBLES

IBM XT COMPATIBLE — Color (CGA)/Mono graphics card, 4.77/10 MHz Turbo 8088, Phoenix BIOS. More than 2x as fast as the IBM XT, 640K RAM, 360K Drive, Printer/Modem/Game ports. Clock/Calendar. **Only \$659***

IBM AT COMPATIBLE — HEGA/EGA/CGA/Mono graphics card, 8/12 MHz Turbo 80286, Phoenix BIOS. 15x as fast as the IBM XT, 512K RAM O-wait, 1.2 MB drive, Printer/Modem ports. Clock/Calendar. **Only \$1249***

*Options: Monochrome monitor \$99, CGA color monitor \$249, EGA color monitor \$439. Hard drives. Miniscribe 30MB w/XT cont \$369, 20MB w/XT cont \$349 installed.

*IBM XT is a registered trademark of International Business Machines.

NEW PRODUCT PRICES

— ST, PC, MORE —					
520ST Mono System	\$679	SF314 Disk Drive	\$229	SH204 20MB ST Drive	\$625
SM124 Mono Monitor	\$159	SC1224 Color Monitor	\$325	RGB Color Monitor	\$279
— 400/800—XL/XE —					
XE Game System	\$159	130XE Computer	\$159	XF551 360K Drive	\$189
1802C Color Monitor	\$189	RGB 40/80 Monitor	\$249	Magnavox 80 Mono	\$99
AvateX 1200hc	\$109	AvateX 2400hc	\$199	Prac. Per. 2400hc	\$189
SmartLink 2400hc	\$199	Atari SX12	\$109	XM301 Modem	\$45
Happy Rev 7.1	\$99	256K 800 RAM w/o chips	\$79	256K XL RAM w/o chips	\$35
Printer Connection	\$45	US Doubler	\$29	R-Time 8 Cart	\$49
ICD MIO 1 MEG	\$319	ICD MIO 256K	\$189	Star NX-1000, 144cps	\$199
Epyx 500XJ Joystick	\$19	Wico Black Max	\$11	Books/Software	\$CALL

We pay cash for new, used and damaged equipment and accessories! CALL for an instant price quote on your equipment. Quantities of USED products vary. Please call before ordering. All used products are guaranteed to be in good working condition. Prices are subject to change without notice.

2017 13th Street, Suite A
Boulder, CO 80302

Computer Repeats, Inc.

Orders/Questions: (303) 939-8144
Modem software quotes: (303) 939-8174

We Accept Master Card/VISA/American Express and C.O.D.

We want to trade for YOUR EQUIPMENT! If your equipment is not mentioned, give us a call. All references to trade-ins assume equipment to be in good working condition. Shipping/handling is based on actual weight of order and will be added to all prices. Item compatibility is not guaranteed.



Authorized Dealers for
COMMODORE/AMIGA
and ATARI ST/XL/XE
Computers and Accessories.



Prices shown reflect a 4% discount for cash.
Add 4% for credit card purchases.
Prices shown are mail order prices only.

WE CHECK FOR STOLEN CREDIT CARDS

ST Resource


All the latest news for the ST user

June 1988

Super CZ

Real-time MIDI special effects

By JIM PIERSON-PERRY




The Casio CZ series is among the most popular brands of synthesizers. Along with its comparatively low price, a major reason for the CZ's success is its ability to play four independent voices at once under MIDI control. This multi-voice capability is used effectively by such programs as Activision's Music Studio. But these effects cannot be achieved directly from the keyboard.

Wouldn't it be great to set up the CZ so you could play all four voices together, each in its own section of the keyboard? Or how about playing multiple voices overlaid to make powerful lead synth sounds? The MIDI literature says it can't be done. Well, maybe not normally, but your ST can make it easy to add these super effects to your CZ playing.

My two programs show off real-time MIDI data processing by bringing live performance multi-voice capabilities to the Casio CZ synthesizers. CZ Split plays as many as four independent voices, each in its own keyboard zone. CZ Overlay plays as many as three independent voices

continued on next page

Type-In Software 

overlaid on notes played by a base voice, and the overlay voices can be set to create a chord tracking effect.

The programs are only simple starting examples of what can be done with dedicated real-time MIDI data processing. Even so, the effects are nice and give additional punch to your playing. MIDI programming isn't difficult, so how about additional effects like echoing on multiple voices, or microtonal scales? Together, the ST and CZ make a dynamite duo for music and the fun is just starting.

Although my programs were coded with the CZ-101/1000 in mind, they should be compatible with the entire CZ synthesizer line. The only caveat is in patch program selection. I used information from *The Guidebook for MIDI* (free from Casio), which details patch program selection commands for the CZ-101/1000/3000/5000. I'm afraid that CZ-1 or CZ-230S owners will have to experiment to find the right values.

GETTING STARTED

Listing 1, CZSPLIT, and Listing 2, CZOVERLY were both written in GFA BASIC. The actual programs are .PRG files generated by the GFA BASIC Compiler. I deliberately did not go for flashy special GEM effects. The "vanilla" BASIC code should be easy to port to other BASIC dialects.

Two MIDI cables are required for running these programs. One cable connects the Casio's MIDI Out port to the ST's MIDI In port. The second cable connects the Casio's MIDI In port to the ST's MIDI Out port.

You might first want to pull out your CZ manual for

a quick refresher on the mono mode (multi-voice operation). You might also want to look over Tom Jeffries' article "The Ins, Outs and Thrus of MIDI" from the Spring 1987 issue of START Magazine.

You need to know that the base MIDI channel is what your CZ synthesizer is set on to receive or transmit data. Although you could use any channel from 1 to 16, channel assignments above 12 will not work correctly because the CZ needs four adjacent channels for proper separation of its four-voice mono mode.

You should also understand that the patch program selection is where you specify the particular sound (timbre) to be associated with each of the playing voices—for example, trumpet, organ, snare drum. To specify a sound, you need to locate it by source (preset, internal, or cartridge), bank (where appropriate) and number. If you make a mistake, run the program again—you can't hurt the CZ or ST. Selecting sounds from the cartridge bank when no cartridges are installed will default into the preset bank.

CZ SPLIT

With CZ Split, you specify split points for as many as four separate zones on the CZ keyboard. Each zone controls its own voice (sound).

Zone 1 starts at the right end of the keyboard (MIDI key number 96). Initially its split point is set at the far left of the keyboard (MIDI key number 36) so that all keys fall within Zone 1. If you specify a split point, say middle

MIDI Resources

Guide for ST electronic musicians

By Jim Pierson-Perry

The built-in MIDI ports on the Atari ST are your keys to entering a world of musical adventure beyond the wildest dreams of Beethoven or even Jimi Hendrix. MIDI (Musical Instrument Digital Interface) is a hardware and software protocol that links computers with electronic musical instruments and sound processing devices. With MIDI, you can set up a system to meet any musical need—from a simple computer-controlled player piano to a professional recording studio.

And it's not just for keyboard players: the range of MIDI instruments has grown to include drums, woodwinds, brass and guitars. By the way, MIDI is not just for the ST crowd. Hybrid Arts sells an inter-

face (MIDI Mate) for Atari 8-bit computers.

MIDI has a specialized vocabulary and equipment, but numerous sources of help are available to guide new users (and even experienced MIDIots). This guide contains some of the best help sources I've found to answer my questions and stay abreast of current developments. The resources range from books and magazines to dedicated bulletin board systems and organizations. Addresses and phone numbers for these resources are provided at the end of this article.

BOOKS

The single best book for an over-

view of MIDI and its applications is "Music Through MIDI" by Michael Boom (\$19.95, Microsoft Press). This thoroughly covers the MIDI language and main types of equipment. Four detailed interviews with MIDI users provide an excellent understanding of how MIDI fills a variety of musical needs. As a bonus, the author is an excellent writer.

A more technical but equally good book is "The MIDI Book" by Steve De Furia (\$14.95, Hal Leonard Publishing). This gets into more detail on setting up MIDI systems of varying sizes and functions. De Furia has written several follow-up books in this series: "MIDI Resource" (\$17.95), addressing the

C (MIDI key number 60), then all notes from the right, down to and including middle C, fall into Zone 1 and are played using its selected voice. Notes below middle C fall into the newly created Zone 2 and are played using its voice.

The maximum is three split points. Make sure that the split points you set are all sequentially lower down on the keyboard—point 1 > point 2 > point 3. Otherwise the zone decoding logic may not assign your notes as you expect.

When you run CZSPLIT.PRG, Listing 1, you're first asked to enter the MIDI channel for your CZ, then the number of keyboard zones (up to four). You are then asked for the split points to define the keyboard zones from right to left. Let's use MIDI key values of 72 (C above middle C), 60 (middle C) and 48 (C below middle C). This gives us four zones of one octave each.

The final step of setup is to specify the patch program for each zone. This is done by entering the source (preset, internal, or cartridge) and number (1 to 16) for each voice in turn. For this test, let's use preset bank program numbers 7, 2, 14 and 8—flute, trumpet, accordion and bass.

The program then calls a subroutine to put the CZ into mono mode and set up the desired patch programs with their respective voices. A screen prompt is given when all is ready. Now all notes played on the CZ go first to the ST, which determines the voice, then back to the CZ for sound synthesis. All sounds are from MIDI input. The keyboard is divorced from the sound generation circuits

by using the Local Off MIDI command.

By the way, the CZ's pitchbend does work, but only in Zone 1. To exit the program, press the Portamento On/Off button on the CZ keyboard. This halts the program, resets the Portamento button and puts the CZ back into poly mode with the keyboard back online to the sound circuits (Local On MIDI command).

CZ OVERLAY

CZ Overlay sets up four voices, each with a different sound, and stacks (overlays) them to give a strong, punchy lead synth sound. In addition, the three overlay voices can form a four-note chord that will track the base voice (voice 1) up and down the keyboard to increase the power of the effect.

When you run CZOVERLY.PRG, Listing 2, the prompts first ask for the MIDI channel for your CZ, the model of your CZ synth and the number of overlay voices. You always have the base voice (voice 1) and can have up to three independent overlay voices.

Now enter an offset value for each overlay voice, specified in MIDI key numbers. This allows voice 2 to play up a fifth (+ 7 MIDI keys), down an octave (- 12 MIDI keys), or whatever you like. Using this feature with all three overlay voices gives chord tracking of the base voice for impressive power sounds—even though you are just pressing one key at a time. Let's set overlay voice 1 to offset at 7 (up a fifth), voice 2 offset at 12 (up an octave) and

continued on next page

MIDI standard; "MIDI Implementation Book" (\$19.95), regarding MIDI implementation on various instruments; and "Secrets of Analog and Digital Synthesis" (\$14.95), techniques for creating sounds with synthesizers

MAGAZINES

Several magazines are available that deal with MIDI. The most authoritative is *Keyboard* (GPI Publications) which regularly features application articles, current events, educational columns and comprehensive reviews of equipment and software. *Electronic Musician* (Mix Publications) tends to focus more on do-it-yourself projects, both programming and equipment. Also worth checking are *Music Technology* (Music Maker Publications) and *Music, Computers & Software* (Keyboards, Computers & Software, Inc.). The latter publishes a yearly buyers guide to MIDI products.

There are several magazines aimed at particular instrument brands. These include *Aftertouch* (in Northridge, California) for Yamaha equipment, *Cozmosynth* (B. B. Publications) for Casio, and *Transoniq Hacker* (in Portland, Oregon) for Ensoniq. All provide information on new products, equipment application notes and patches for creating new sounds or effects. And for Atari users, *Antic* and its sister publication *START* regularly feature articles on MIDI products and software, as well as publishing original MIDI programs.

BBS

For up-to-the-minute information or quick answers to problems, nothing beats the telecommunications grapevine. This is a great source of hands-on experience to tap before investing in new equipment or software. The user base ranges from novices to professional MIDI programmers. Quite often users' soft-

ware questions will be answered by the original programmers.

Of the national information services, CompuServe and GEnie have the most active MIDI forums. Common to both are large libraries of files containing patches, pre-recorded music, reviews and tutorials.

The best dedicated BBS is Midwest MIDI, the home of both MIDI-Net and the International Electronic Musicians User Group (IEMUG). MIDI-Net is an echo mail conference dedicated to MIDI that operates throughout the United States and in Canada and Europe. Callers log on via local BBS nodes which all feed into a central message bank. Check with Midwest MIDI for the location of the nearest node to you. Besides the message base, there are many music and information files in its download library.

Other good boards to try are East Coast MIDI, MIDI World Network

continued on next page

voice 3 offset at -12 (down an octave).

Finally, choose the patch programs to give each voice its own distinctive sound. Let's use the preset bank for all four with voice 1 (base voice) as program number 2 (trumpet), voice 2 as number 7 (flute), voice 3 as 14 (accordion) and voice 4 as number 8 (bass). The ST then dives into the mono mode setup subroutine and flashes an on-screen message to start playing.

Play a solo on the CZ keyboard and listen to the added depth and dynamics you get from the overlay effect. The pitchbend effect also can be used to spice up the base voice. As with CZ Split, when you're done just press the Portamento On/Off button on the CZ keyboard.

HOW THEY WORK

The key to these programs is the MIDI command for Local Off. This divorces the keyboard from the synthesizer sound generation circuitry. Pressing keys or controls sends the appropriate commands to the MIDI Out port, but only data received at the MIDI In port will cause sound to be produced. If we put an ST in the middle of this loop, we can monitor the MIDI commands sent and either modify or pass them on unchanged to have the CZ play in real time.

For the programs given here, all we are interested in is Note On MIDI events—all other commands and data are immediately sent back to the CZ. For the split keyboard effect, when a Note On command is intercepted, its associated MIDI key value data byte is used to flag whichever voice will be sounded. The Note On command

is altered to change the channel, according to the designated split points, and passed on to the CZ for play.

The overlay effect is even simpler. Each Note On event detected is sent back on its base channel as well as on all desired overlay channels. The MIDI key data byte is changed for each channel to reflect the desired offset for chord tracking.

The pitchbend effect always operates on the base channel while in real-time play. That is why I set the split zones to run from right to left—most players I know use pitchbend on the upper keys rather than the bass parts. It would be nice to be able to assign the effect to any voice, and I'd love to hear from anyone who can do it.

1/230S FIX

Earlier I said that those with a CZ-1 or CZ-230S would need to do some extra work to get the expected patch program changes assigned. At the bottom of the MIDI implementation charts for your synthesizer is a section on program changes that lists the program numbers associated with the various patch banks. Use these numbering assignments when asked for your patch program numbers, but start numbering from 1 instead of 0.

If the CZ tones don't sound right during play, pressing the Solo button on the CZ keyboard twice should clear it up. Apparently there's a bug in some of the earlier CZ ROMs that can be corrected with a firmware update. This is pretty well documented, and you can contact your Casio dealer for further information. ■

FOR MORE ARTICLES LIKE THIS, CIRCLE 204 ON READER SERVICE CARD. Listing on page 73—page 75

and TACE BBS. At the professional level is PAN, the Performing Artists Network serving all facets of the international music industry. This service, however, has a \$150 sign-up fee plus hourly charges.

ORGANIZATIONS

Among the better known national users groups are the International MIDI Association (IMA), International Electronic Musicians User Group (IEMUG) and Canadian MIDI User Group (CMUG). All feature regular newsletters, discount pricing on selected products and services, and a large user base to draw on for help.

At the local level, many cities have MIDI users groups, typically centered around music equipment stores, that provide regular product demonstrations and "how to" sessions. Now that Atari has aggressively committed itself to the MIDI market, you should start see-

ing a lot more of our favorite computers at these stores. ■

RESOURCE LIST

Microsoft Press, 16011 NE 36th Way,
Box 97017, Redmond, WA
98073.

Hal Leonard Publishing Corp.,
P.O. Box 13819, Milwaukee, WI
53213.

GPI Publications, 20085
Stevens Creek,
Cupertino, CA 95014.

Mix Publications, Inc., 6400
Hollis Street, #12
Emeryville, CA 94608.

Music Maker Publications,
Inc.,
7361 Topanga Canyon Blvd.,
Canoga Park, CA 91303.

Keyboards, Computers & Software, Inc.,
190 East Main Street, Huntington,
NY 11743.

Aftertouch, P.O. Box 7938,
Northridge, CA 91327.

B.B. Publications,
353 Corbett Canyon Road,
Arroyo Grande, CA 93420.

Transoniq Hacker,
5047 SW 26th Drive,
Portland, OR 97201.

Antic Publications, Inc.,
544 Second Street,
San Francisco, CA 94107. (415)
957-0886.

Midwest MIDI BBS, (405)
733-3102.

East Coast MIDI, (516)
928-4986.

continued on page 57

THE INCREDIBLE BACK ISSUE SALE!

ANTIC Back Issues



HOW TO ORDER

Ordering individual magazines or disks is easy! AMS stands for Antic Magazine. ADS stands for Antic Disk. Follow these product codes with the month and year you want. For example, to order the March 1987 disk and magazine, write:

AMS0387

For Antic Magazine
March 1987

ADS0387

For Antic Magazine
March 1987

WHAT IS AVAILABLE

Individual back issue disks and magazines are available for July 1983 through the current issue. September 1984 magazine is sold out.

Individual Antic disks are \$5.95 each, Antic magazines are \$4.00 each. Remember to include shipping and handling charges (see below)

6 month back packs only \$20.00 each

Get a complete set — order both magazines and disks in our special BACK PACK SALE

DISKS

JULY THRU DECEMBER 1983
DBP8302

JANUARY THRU JUNE 1984
DBP8401

JULY THRU DECEMBER 1984
DBP8402

JANUARY THRU JUNE 1985
DBP8501

JULY THRU DECEMBER 1985
DBP8502

JANUARY THRU JUNE 1986
DBP8601

JULY THRU DECEMBER 1986
DBP8602

JANUARY THRU JUNE 1987
DBP8701

MAGAZINES

JULY THRU DECEMBER 1983
MBP8302

JANUARY THRU JUNE 1984
MBP8401

JULY THRU DECEMBER 1984
MBP8402

JANUARY THRU JUNE 1985
MBP8501

JULY THRU DECEMBER 1985
MBP8502

JANUARY THRU JUNE 1986
MBP8601

JULY THRU DECEMBER 1986
MBP8602

JANUARY THRU JUNE 1987
MBP8701

Available only in six month sets shown above.

START Back Issues



ST RESOURCE PROGRAMS (From Antic)

	MAGAZINES	DISKS
START #3 WINTER '86	SMS1286	SDS1286
START #4 SPRING '87	*SMS0387	SDS0387
START #5 SUMMER '87	SMS0687	SDS0687
START #6 FALL '87	SMS0987	SDS0987
START #7 WINTER '87	SMS1287	SDS1287
*SOLD OUT		

	ISSUE	DISK #
COMPENDIUM #1	8/85-1/86	SB0101
COMPENDIUM #2	2/86-5/86	SB0102
COMPENDIUM #3	6/86-9/86	SB0103
COMPENDIUM #4	10/86-2/87	SB0106
COMPENDIUM #5	3/87-7/87	SB0107
Compendium disks are \$10.95 each.		

Start magazines are \$4.00 each. Start disks are \$10.95 each. Remember to include shipping and handling charges (see below)

SHIPPING AND HANDLING INFORMATION
Please include \$1.00 for each magazine ordered
Please include \$3.00 for 1-10 disks
\$6.00 for 10 or more disks

VISA AND MASTERCARD HOLDERS

CALL TOLL FREE 800-234-7001

OR SEND YOUR CHECK OR MONEY ORDER TO
ANTIC PUBLISHING

BACK ISSUES

544 SECOND STREET

SAN FRANCISCO, CA 94107

Please indicate by product code which issues you would like. California residents add 6½% sales tax.

ST Toolbox

Smooth Talker, Superbase Personal

SUPERBASE PERSONAL

Superbase Personal, Version 1.026 is a fully relational database manager that's very powerful, but it's still easy to learn and use. This high-quality British import has a well-designed GEM interface that makes the normally complex relational capabilities a piece of cake to set up and use.

The manual was written for PC users operating under GEM, but it has a section for ST users explaining the differences. You really must read the manual thoroughly, but it's very clear, with excellent layout and tutorials. By the time you finish the manual, you'll be well-prepared to use Superbase.

Superbase runs in high resolution or medium resolution. The menu bar on the main screen controls your basic choices. **DESK** lets you access your desk accessories. The **PROJECT** menu contains all selections needed for working with files and their indexes, as well as report formats (called "Query" by the British authors). The **RECORD** menu lets you add, change and delete records within open files.

The **PROCESS** menu covers all main processing requirements including search, sort, report, update, print, delete, import and export. The **SET** menu contains several options for modifying Superbase operations such as printing to screen or printer and setting paging, control number and date formats.

You can examine your data in three views. **Record View** simply displays one record at a time on your screen, one field per line. **Form View** also displays your records one at a time, but in the screen format you choose—very similar to Broderbund's **SynFile+** on the 8-bit Atari. **Table View** displays your records in columns, much like a spreadsheet.

The **SYSTEM** menu lets you set up printer options, get a directory list, change directories, display the status of system files or open files, list a text file, or reorganize a database file.

At the bottom of the main screen is the **Control Panel**, set like a VCR with buttons for Pause, Stop, Fast Forward and Rewind, as well as Select Current, First or Last Record. Another button lets you specify a key to look up, and the **Filter Button** lets you set up complex search and selection logic.

Another powerful feature is the **External File System**, which lets you keep a database containing ASCII text files and graphics images from popular programs such as **NEOchrome** and **DEGAS**.

In one affordable package, Superbase combines the ease of using a simple, non-relational database along with the power of a genuine relational database. I heartily recommend this program to everyone from the beginner to the business user.—STEPHEN ROQUEMORE

*(Superbase is the ST database software most-used by the editors of **Antic** and **START**. —ANTIC ED)*

\$149.95, color or monochrome. Progressive Peripherals & Software, 464 Kalamath Street, Denver, CO 80204. (303) 825-4144.

CIRCLE 206 ON READER SERVICE CARD

SMOOTH TALKER

My first experience with software that produces computer speech was **S.A.M.** (no longer available) for the Atari 8-bit machines. **S.A.M.** produced decent speech. But it pushed the 6502 microprocessor to its limits, so graphics had to be turned off to preserve sound quality. **Smooth Talker**

produces speech on your Atari ST. It's strictly for fun because the speech produced cannot be used in your own programs.

Smooth Talker starts up with a rudimentary text-editing window where you type any text you want the program to say. The editor lets you highlight text and use Cut, Paste and Copy. However, the arrow keys are disabled, as is key repeat, which makes editing far more work than it should be. Furthermore, the key repeat is not re-enabled when you quit the program, so you can't use key repeat again unless you reboot. A non-GEM set of menus lets you load and save files created with the editor. Other options will speak all the text, only the highlighted section, each word as it is typed in or each letter as you type it in.

After text has been entered, you can adjust pitch, tone, volume, speed and male or female gender. These options can be entered directly into the text using a special notation, or you can bring up a window and use the mouse pointer to click on the appropriate buttons to make your choices. By highlighting a particular section of text, the settings can be applied to just that section. Thus, there can be multiple settings within the text, simulating several different voices. A whole coordinated conversation can be set up.

Smooth Talker has an excellent English-to-Phonetics converter. Phonetics uses a special notation to indicate how a word will sound and the best-sounding speech programs require that phonemes (building-blocks of speech) be entered instead of English text. Phonetics, while not especially difficult, must be learned and experimented with, so most casual users won't bother. **Smooth Talker** lets

you enter standard English text, including numbers and abbreviations (Dr., Mr., etc.), and converts this text to speech surprisingly well.

Punctuation is used to indicate inflection. You *can* enter phonemes if you want to, and the manual includes a brief section on English phonemes. You can also call up a phonetics window on the screen, and see what your text looks like converted to phonemes.

Smooth Talker supports multiple dictionaries. If a word is mispronounced, (such as chihuahua, which comes out sounding like "chi-hew-a-hew-a") you can enter the spelling in the dictionary and then enter how the word is supposed to be pronounced. This can be done in phonetics (CHAXwAAwAA) or in deliberately misspelled english (Chi wa wa). From then on, whenever the word is encountered, your pronunciation will override the built-in rules. This feature permits you to build up a dictionary of abbreviations, since you can redefine pronunciation of abbreviations.

The proof of the pudding is obviously how good the speech sounds. It is certainly easy to tell that a computer is talking, but careful adjustment of the parameters (especially volume and pitch) provides speech which is clear and easy to understand. The 68000 microprocessor is still near its limits—moving the mouse pointer steals enough of its capacity to seriously impair the quality of the speech produced.

Overall, Smooth Talker is fun to play with, but not very useful. The shortcomings of the editor are annoying, especially since the program does not seem to be able to load anything but its own files. (I tried 1st Word files, but they didn't work.) But if what you want to do is wow your friends with the "talking computer," then Smooth Talker should fill the bill very nicely.—DAVID PLOTKIN ■

\$49.95, color or monochrome. (First Byte) Marketed by Electronic Arts, 1820 Gateway Drive, San Mateo, CA 94404. (415) 571-7991.

CIRCLE 207 ON READER SERVICE CARD

RESOURCE LIST

continued from page 54

MIDI World Network, (213) 826-4288.

TACE BBS, (817) 778-2506.

PAN, (215) 489-4640 (voice).

**International MIDI Association (IMA),
12439 Magnolia Blvd.,
Suite 104, North Hollywood, CA 91607.**

**International Electronic Musicians User Group (IEMUG, c/o MidWest MIDI Consultants, Inc.,
P.O. Box 30995, Midwest City, OK 73140.**

**Canadian MIDI User Group (CMUG),
c/o Eric Barager,
Box 1043, Belleville, Ontario, Canada K8N 5B6.**

Come to grips with GEM!

**Pascal \$149
Fortran \$199**



800 pages of documentation included

Prospero Pascal for GEM and Prospero Fortran for GEM - two new products for the Atari ST - with:

- Complete programming environment with editor and workbench
- High performance compiler (Pro Pascal or Pro Fortran)
- Linker, Run-time Libraries, Librarian, X-referencer, Symbolic Debugger
- Compiled Pascal or Fortran GEM bindings
- Complete language and GEM documentation
- Access to BIOS, XBIOS and Line A routines

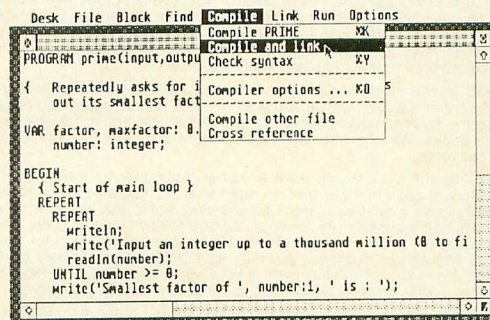
The programming environment is designed to stay resident in your Atari while you are programming. It controls the editor, the compiler, the linker and utility programs, and allows you to run the program you have compiled or any other program.

With the **four-window editor** you can load up to four different source files, and cut and copy between them - the editor understands Wordstar® command sequences. It has block copy and move as well as powerful search and replace functions.

The **compiler** is Prospero's well established Pro Pascal or Pro Fortran-77 compiler, both of which conform fully to ISO and ANSI standards.

The **linker** is fast and efficient; assembler language libraries may be introduced.

The **debugger** provides complete source line tracing and source variable display capability; break points can be set; the calling sequence may be shown, the last ten lines executed can be listed, as can any source lines from the main program or any libraries; you can execute SID or any other program; screen switching separates program text and GEM output.



Windowing and graphics support is provided by GEM; the documentation gives all the explanation needed to use these powerful functions.

The three volume Documentation pack includes:

- Installation and operating instructions
- Implementation details
- The programming language specification
- Detailed descriptions of all 109 VDI Bindings and all 101 AES Bindings, with example programs.

TO BUY NOW CALL 1-800-327-6730.
Visa, Mastercard & CODs taken.

Prospero Software, Inc. 100 Commercial Street Suite 306, Portland, ME 04101. Tel (207) 874 0382. Distributor and dealer inquiries invited.

For international sales call London 01-741 8531 or write to Prospero Software Ltd, 190 Castelnau, London SW13 9DH, England.

Prospero Software
LANGUAGES FOR MICROCOMPUTER PROFESSIONALS



Since 1981

Lycocomputer Marketing & Consultants

Lycocomputer Means Total Service.



Mark "Mac" Bowser, Sales Manager

I would personally like to thank all of our past customers for helping to make Lycocomputer one of the largest mail order companies and a leader in the industry. Also, I would like to extend my personal invitation to all computer enthusiasts who have not experienced the services that we provide. Please call our trained sales staff at our toll-free number to inquire about our diverse product line and weekly specials.

First and foremost our philosophy is to keep abreast of the changing market so that we can provide you with not only factory-fresh merchandise but also the newest models offered by the manufacturers at the absolute best possible prices. We offer the widest selection of computer hardware, software and accessories.

Feel free to call Lycocomputer if you want to know more about a particular item. We can't stress enough that our toll-free number is not just for orders. Many companies have a toll-free number for ordering, but if you just want to ask a question about a product, you have to make a toll call. Not at Lycocomputer. Our trained sales staff is knowledgeable about all the products we stock and is happy to answer any questions you may have. We will do our best to make sure that the product you select will fit your application. We also have Saturday hours — one more reason to call us for all your computer needs.

Once you've placed your order with Lycocomputer, we don't forget about you. Our friendly, professional customer service representatives will find answers to your questions about the status of an order, warranties, product availability, or prices.

Lycocomputer stocks a multimillion dollar inventory of factory-fresh merchandise. Chances are we have exactly what you want right in our warehouse. And that means you'll get it fast. In fact, orders are normally shipped within 24 hours. Free shipping on prepaid orders over \$50, and there is no deposit required on C.O.D. orders. Air freight or UPS Blue/Red Label shipping is available, too. And all products carry the full manufacturers' warranties.

I can't see why anyone would shop anywhere else. Selection from our huge in-stock inventory, best price, service that can't be beat — we've got it all here at Lycocomputer.

TO ORDER, CALL TOLL-FREE: 1-800-233-8760
New PA Wats: 1-800-233-8760
Outside Continental US Call: 1-717-494-1030

Hours: 9AM to 8PM, Mon. - Thurs.
9AM to 6PM, Friday — 10AM to 6PM, Saturday

For Customer Service, call 1-717-494-1670,
9AM to 5PM, Mon. - Fri.

Or write: Lycocomputer, Inc.
P.O. Box 5088, Jersey Shore, PA 17740



Risk-Free Policy: • full manufacturers' warranties • no sales tax outside PA
• prices show 4% cash discount; add 4% for credit cards • APO, FPO, international; add \$5 plus 3% for priority • 4-week clearance on personal checks
• we check for credit card theft • compatibility not guaranteed • return authorization required • price/availability subject to change • Prepaid orders under \$50 in con., U.S. add \$3.00.

Monitors

Thomson:

230 Amber TTL/12"	\$79.95
4120 CGA	\$225.95
4160 CGA	\$259.95
4460 EGA	\$319.95
4375 UltraScan	\$389.95
GB 100 EGA Card	\$129.95
GB 200 Super Card	\$219.95

Magnavox:

BM7652	\$84.95
BM7622	\$84.95
7BM-613	\$79.95
7BM-623	\$79.95
CM8502	\$189.95
CM8505	\$209.95
CM8562	\$239.95
CM8762	\$249.95
8CM-515	\$269.95

Blue Chip:

BCM 12" Green TTL	\$64.95
BCM 12" Amber TTL	\$69.95

NEC:

Multisync II	\$599
--------------------	-------

Save \$210 over NEC Multisync
with Thomson 4375 UltraScan
\$389.95

Modems

Avatech:

1200e	\$69.95
1200i PC Card	\$69.95
1200hc Modem	\$89.95
2400	\$179.95
2400i PC Card	\$169.95

Hayes:

Smartmodem 300	\$149.95
Smartmodem 1200	\$285.95
Smartmodem 2400	\$425.95

Smarteam

1200 Baud Modem



Hayes Compatible

OUR PRICE
\$89.95

ATARI

Access:

Triple Pack	\$11.95
Leader Board Pack	\$14.95

Activision:

Music Studio	\$19.95
Solid Gold Vol. #1	\$10.95

Batteries Included:

Paperclip 80 Col	\$31.95
------------------------	---------

Broderbund:

Print Shop	\$25.49
Print Shop Compan.	\$22.95
Graphic Lib. I, II, III	\$13.49
Bank St. Writer	\$27.95

Electronic Arts:

Pinball Con Set	\$8.95
Lords of Conquest	\$8.95
Starfleet I	\$32.95
Chess Master 2000	\$25.95
Music Con Set	\$8.95
Super Boulderdash	\$8.95
One on One	\$8.95

Firebird:

The Pawn	\$22.95
----------------	---------

Microleague:

Microleag. Baseball	\$22.95
General Manager	\$16.95
Stat Disk	\$13.95
'87 Team Disk	\$13.95

Microprose:

Conflict in Vietnam	\$22.95
F-15 Strike Eagle	\$19.95
Kennedy Approach	\$13.95
Silent Service	\$19.95
Top Gunner	\$13.95

Strategic Simulations:

Battle of Antietam	\$28.95
Phantasia	\$22.95
Wargame Construc.	\$16.95
Wizards Crown	\$22.95
Phantasia II	\$22.95
Shiloh	\$22.95
Eternal Dagger	\$22.95

Sublogic:

Flight Simulator II	\$31.49
---------------------------	---------

ATARI ST

Microleague:

Microleague Baseball ..	\$33.95
General Manager	\$16.95
Wrestling	\$25.95

Microprose:

Silent Service	\$22.95
F-15 Strike Eagle	\$24.95
Gunship	\$28.95

Strategic Simulations:

Phantasia	\$22.95
Phantasia II	\$22.95
Road War 2000	\$22.95
Colonial Conquest	\$22.95

Sublogic:

Flight Simulator II	\$31.49
Scenery Disk	\$14.95

Timeworks:

Wordwriter ST	\$44.95
Partner ST	\$39.95
Data Manager ST	\$44.95

Unison World:

Art Gallery 1 or 2	\$14.95
Print Master	\$19.95
Fonts & Borders	\$17.95
Music Studio	\$27.95
Bureaucracy	\$22.95

Electronic Arts:

Arctic Fox	\$25.95
Empire	\$32.95
Starfleet I	\$32.95
Chess Master 2000	\$25.95
Gridiron	\$32.95

Epyx:

Sub Battle Simulator ...	\$22.95
World Games	\$22.95
Wrestling	\$22.95
Winter Games	\$11.95

Firebird:

Pawn	\$25.95
Starglider	\$25.95
Golden Path	\$25.95
Guild of Thieves	\$25.95
Tracker	\$25.95

ATARI ST

Access:

Leader Board	\$22.95
Tournament #1	\$11.95
10th Frame	\$22.95

Activision:

Champion. Baseball	\$22.95
Champion. Basketball ..	\$22.95
Championship Golf	\$New
GFL Football	\$22.95

Joysticks

Tac 3	\$9.95
Tac 2	\$10.95
Tac 5	\$12.95
Tac 1 + IBM/AP	\$26.95
Economy	\$5.95
Slik Stick	\$6.95
Black Max	\$10.95
Boss	\$11.99
3-Way	\$19.99


1-800-233-8760



NX-1000

- 144 cps Draft
- 36 cps NLQ
- EZ Operation Front Panel Control


\$179⁹⁵



SEIKOSHA Sp 180Ai

- 100 cps draft
- 20 cps NLQ

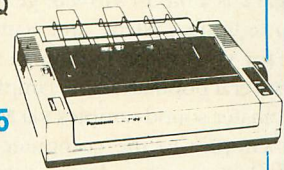
\$129⁹⁵



Panasonic 1091 Model II

- 192 cps Draft
- 32 cps NLQ

\$199⁹⁵



PRINTERS



NX-1000	\$179.95
NX-1000C	\$179.95
NX-1000 Color	\$225.95
NX-1000C Color	\$229.95
NX-15	\$309.95
NR-10	\$339.95
NR-15	\$439.95
NB-15 24 Pin	\$699.95
NB24-10 24 Pin	\$425.95
NB24-15 24 Pin	\$579.95

SEIKOSHA

SP 180Ai	\$129.95
SP 180VC	\$129.95
SP 1000VC	\$139.95
SP 1000AP	\$169.95
SP 1200VC	\$155.95
SP 1200Ai	\$165.95
SP 1200AS RS232	\$165.95
SL 80Ai	\$299.95
MP1300Ai	\$269.95
MP5300Ai	\$399.95
MP5420Ai	\$879.95
SP Series Ribbon	\$7.95
SK3000 Ai	\$339.95
SK3005 Ai	\$419.95
SPB 10	\$CALL
SL 130Ai	\$599.95

EPSON®

LX800	\$179.95
FX86E	\$279.95
FX286E	\$424.95
EX800	\$399.95
LQ500	\$309.95
LQ1000 w/Tractor	\$549.95
LQ2500	\$819.95
GQ3500	\$SLOW
LQ850	\$489.95
LQ1050	\$659.95

Panasonic

1080i Model II	\$179.95
1091i Model II	\$199.95
1092i	\$319.95
1592	\$409.95
1595	\$459.95
3131	\$299.95
3151	\$479.95
KXP 4450 Laser	\$CALL
1524 24 Pin	\$559.95
Fax Partner	\$589.95

BROTHER

M1109	\$195
M1409	\$299
M1509	\$335
M1709	\$475
Twinwriter 6 Dot & Daisy	\$899
M1724L	\$599
HR20	\$339
HR40	\$569
HR60	\$709.95

Toshiba

321SL	\$489
341 SL	\$659
P351 Model II	\$899
351 SX 400 cps	\$1019



120 D	\$169.95
180 D	\$189.95
MSP-10	\$259.95
MSP-40	\$309.95
MSP-15	\$349.95
MSP-50	\$399.95
MSP-45	\$459.95
MSP-55	\$539.95
Premiere 35	\$499.95
Tribute 224	\$649.95




Okimate 20	\$119
Okimate 20 w/cart	\$179.95
120	\$189.95
180	\$219.95
182+	\$225.95
183	\$249.95
192+	\$309.95
193+	\$449.95
292 w/interface	\$449.95
293 w/interface	\$585.95
294 w/interface	\$819.95
393	\$955.95



520 ST Computer

- Built-in Drive
- Thomson 4120 Monitor

\$769⁹⁵



520 ST FM Mono	\$675.95
520 ST FM Color	\$769.95
1040 ST Mono	\$799.95
1040 ST Color	\$955.95
130XE Computer	\$135.95
SX551 Drive	\$174.95
SF 314 Disk Drive	\$219.95
Indus GT Atari Drive	\$169.95
SHD 204 20 MEG Drive	\$579.95
XM301 Modem	\$42.95
SX212 Modem	\$89.95
GTS 100 (3.5" DSDD ST)	\$195.95
GTS 1000 5 1/4 DSDD ST	\$CALL

520 ST-FM Monochrome System

\$675⁹⁵

Internal drive included



1040 ST Color System

\$955⁹⁵



Attention Educational Institutions:
If you are not currently using our educational service program, please call our representatives for details.



1040 Monochrome System

\$789⁹⁵



ST Resource

ST New Products

By GREGG PEARLMAN, *Antic Assistant Editor*

CATCH THE WAVE

GenWave/12 is a mouse-driven, generic waveform editing system and sample translator for your 1040ST or Mega that supports several popular 12-bit samplers. You can transfer sound samples via MIDI from the sampler to the computer for high-resolution waveform display, editing and digital signal processing. GenWave/12 supports Emu Emax and SP-1200, Sequential P-2000/2, Akai S900 and other instruments conforming to the MIDI Sample Dump Standard.

Features include a visual looping editor, variable crossfade looping and free-hand waveform drawing. Digital processing elements include digital equalization and enveloping, gain change and unlimited cut-and-paste splicing.

\$299. Drumware, 12077 Wilshire Blvd., Suite 515, Los Angeles, CA 90025. (213) 478-3956. Requires 1Mb.

CIRCLE 225 ON READER SERVICE CARD

B/W COLOR

With E. Arthur Brown Co.'s new **composite cable** (\$24.95), any ST can use composite video monitors. The cable connects to the standard ST monitor port and converts the RGB signal to gray-scaled low-resolution and medium-resolution composite output—resulting in clear gray-scaled black and white images on color and monochrome composite monitors.

Developed by Hypertek/Silicon Springs, a Canadian firm, **ST OmniRes** (\$34.95) lets you run "color only" software on your monochrome monitor—and has a utility for displaying high-resolution on color monitors. This product is also available from Brown.

Because of the increase in RAM chip costs, Brown's 1 to 4Mb **Solderless RAM II** upgrades are now selling for \$249.95 for a fully socketed board, but empty boards will remain at \$169. Free RAMdisk and spooler software is included. Installing RAM II is simple: just remove your ST's MMU chip from its socket, plug it in to the new MMU Adaptor Board, then plug the Adaptor Board back into the MMU socket. Then do the same with your shifter chip.

E. Arthur Brown Co., 3404 Pawnee Drive, Alexandria, MN 56308. (612) 762-8847, (612) 763-6393.

CIRCLE 228 ON READER SERVICE CARD

BE KIND—REWIND

Attention, video store managers: **Fast Forward** (\$299) and **Fast Forward Advanced** (\$900) video store management software from Turning Point Software, will help you keep your business under control. The capabilities of this software range from a single-user or single-terminal system to a multiuser/networking system with barcode reader capability and more. Each package can handle movie reservations, rentals and purchase, as well as a customer base. Fast Forward Advanced has networking capabilities, costing \$500 for two more terminals and \$100 for each terminal after that.

Fast Forward features include an easy-to-use calendar for movie reservations, allowing movies to be booked well in advance; simple data management techniques for adding movies to your inventory; a security system; membership maintenance capabilities; straightforward invoicing; customizable reports and options for full networking.

Barcode software costs \$100 for a single user, \$150 for a networking system; modem drivers cost \$200 per location; and a demo version of Fast Forward costs \$25—it's fully functional but has limited record capacity.

Turning Point Software, 801 Mohawk Road West, Hamilton, Ontario, L9C 6C2 Canada; 2201 Pine Avenue, Niagara Falls, NY 14301. (416) 575-2867.

CIRCLE 235 ON READER SERVICE CARD

PASSPORT TO MIDI

In version 2.0 of **Master Tracks Pro** (\$349.95), the Punch In and Punch Out features offer a dialog window to set auto-punch in/out points for your music. And a new Conductor Track Data Window graphically reflects changes made to the conductor track from the change window or with the pencil and eraser tools. The Elapsed Time indicator, Quantize window and measure insertion have been improved as well.

Master Tracks Jr. (\$129.95), an entry-level sequencer for the ST, provides 64 tracks for real-time or step-time recording, a MIDI song pointer, 100K-plus note capacity (with 1Mb), auto-punch in/out, step input, MIDI files and more.

Passport Designs Inc., 625 Miramontes Street, Half Moon Bay, CA 94019. (415) 726-0280.

CIRCLE 226 ON READER SERVICE CARD

SAVED! AGAIN

In version 2 of HiSoft's useful utility package, **Saved!**, the RAMdisk can now survive a machine reset, and you can copy files or whole directories into it automatically upon booting. You can use mouse or keyboard to access all popular commands, as well as set the system path so that you can put your applications on the RAMdisk, saving your floppies for data. Saved! also has UnDel, a utility for recovering deleted files.

About \$50 in British pounds. (Updates cost about \$8.) HiSoft, The Old School, Greenfield, Bedford, UK MK45 5DE. (0525) 718181.

CIRCLE 224 ON READER SERVICE CARD

SOFTWARE BLITTER

For text applications, such as word processing, why knock yourself out installing a blitter chip when you can use **Turbo ST**, Softrek's "software blitter"? Installation takes about two seconds; after you load your favorite word processor, program editor, database, etc., you'll see a dramatic increase in speed—in ST Writer, for example, paging speed is increased 108%, and scrolling speed is increased 42%.

\$49.95. Softrek, 2628 Martz Court, Orlando, FL 32817. (305) 657-4611.

CIRCLE 229 ON READER SERVICE CARD

SENTRY

If you have a hard disk, whenever your system bombs, reports a fatal error or just generally gives you grief, chances are that some data has been damaged. That's where **Hard Disk Sentry** comes in. During the diagnostic process, Sentry performs tests, reports which files are in jeopardy and verifies if the subdirectories are linked properly. Then it fixes as many errors as it can.

\$49.95. Beckemeyer Development Tools, 478 Santa Clara Avenue, Oakland, CA 94610. (415) 452-1129.

CIRCLE 231 ON READER SERVICE CARD

MINDSCAPE GALORE

It's probably best to pay your newspaper subscriptions by mail. Otherwise you'll be disturbed by a **Paperboy** (\$49.95) every month—and they only drop by during dinner and/or "Star Trek." In this arcade classic, your job is to deliver the morning

ST Resource

ST New Products

paper to your subscribers without incident, except for breaking the occasional window or otherwise wreaking havoc as the mood suits you—just like real life.

Remember how in the film **Indiana Jones and the Temple of Doom** (\$49.95) the audience had no chance to relax between the horrible events that befell Indy? Same here. And you may not have the luck the professor did in his encounters with various hazards—which are still pretty small potatoes compared to what awaits you in the Temple.

Impact (\$39.95) is part Pong, part Breakout and part Arkanoid. While you deflect the bouncing ball and knock down the barriers, you'll be destroying alien objects and catching falling tokens to win special weapons and bonus points. **Road Runner** (\$49.95) is basically like the cartoons: it's you against Wile E. Coyote, Super Genius. If he catches you, you're through. In the cartoons, the Road Runner always wins and the coyote always hits the ground astoundingly hard. In the

game, the Road Runner's odds aren't so hot. Meep, meep.

Indoor Sports (\$49.95) features simulations of bowling, darts, air hockey and ping-pong. Each game allows individualized playing styles and has colorful, realistic graphics. In **Superstar Ice Hockey** (\$49.95) you make the trades, recruit players from the minors, conduct training camps, make line changes and call strategies. You'll compete with 19 other teams on your way to the Stanley Cup. The program can track as many as nine seasons.

The following programs are from Thunder Mountain, Mindscape's line of discount software. All titles are \$14.95:

Fly above three detailed planets, vaporizing all in your path, in **Leviathan**, a space shoot-em-up featuring diagonal scrolling landscapes and true perspective graphics. **Top Gun** puts you at the controls of a somewhat less advanced vessel, an F-14 Tomcat, as you take on another player or the computer.

In **Winter Challenge**, up to six players

go for the gold in the ski jump, downhill racing, bobsled, giant slalom and biathlon, while in **Tau Ceti**, a 360-degree scanner, four-way view screen and infrared night sights are part of the unique graphics in this space adventure.

Tai-Pan, based on the highly-acclaimed James Clavell novel combines trading skills, strategy and combat action as you seek your fortune. **Wizball** features dazzling graphics as you discover the secret powers and controls of the Wizball, restore the colors to Wizworld and defeat the evil Zark.

Mindscape Inc., 3444 Dundee Road, Northbrook, IL 60062. (800) 221-9884, (312) 480-7667.

CIRCLE 188 ON READER SERVICE CARD

New ST product notices are compiled from information provided by the products' manufacturers. Antic assumes no responsibility for the accuracy of these notices or the performance of the product.



MICROTYPE

A DIVISION OF MICRO PERIPHERALS, INC.

P.O. BOX 369 • KETTERING, OHIO 45409



ATARI
ST's Color or Mono CALL
Supra 20, 30, 60 Meg CALL
SH 204 20 Megabyte CALL
130 XE CALL
XF-551 Disk Drive CALL
1020 Color Printer/Plotter 29
Power Supply 1050/551 19
Power Supply XE/XL 29
Power Supply for Indus GT 23
XEP-80 80 Column! CALL

PRINTERS
PANASONIC:
KX-P1080i, 120 cps 189
KX-P1091i, 160 cps 219
KX-P1092i, 240 cps 339
KX-P110 Ribbon, Blk 9

STAR:
NX-1000 CALL
OTHERS: CALL
CITIZEN:
MSP-10 CALL
EPSON:
LX-86 CALL
FX-286E CALL

MODEMS
SX-212 - 300/1200 CALL
AVATEX 1200 H.C. 114
AVATEX 2400 NEW CALL
SUPRA 2400 CALL

INTERFACES
P-R: CONNECTION 69
SUPRA MICROSTUFFER (64K) 59
SUPRA/MPP 1150 CALL
XETEC Graphix AT 39
Microprint 39

MONITORS
NAP Green W/ Audio 90
NAP Amber W/ Audio 95
NAP Composite Color 199

ACCESSORIES
Disk File (holds 100!) 5 1/4 13
Power Strip, Spike & Surge 16
Epyx 500XJ Joystick 15
6' Atari Serial I/O Cable 9
U.S. DOUBLER w/ DOS 49
U.S. DOUBLER no DOS 29

PRINTER SUPPLIES
MAILING LABELS, White, 500 pk. 4
PAPER, Micro Perfs 500 shts. 8

8-BIT SOFTWARE

WE CAN'T LIST 'EM ALL!

Action 46
Action Tool Kit 19
Alternate Reality 25
Atari Writer Plus 35
Atari Writer 80 36
Auto Duel 34
Award Ware 12
B-Graph 25
Basic XE 46
Basic XL 36
Basic XL Tool Kit 19
Bop 'n' Wrestle 21
Champ LodeRunner 18
Chessmaster 2000 27
F-15 Strike Eagle 21
Fight Night 20
Flight Simulator II 34
Scenery Disks ea 15

Scenery Disk Set (#1-6) 74
Fraction Action 21
Gauntlet 23
Gemstone Warrior 12
Gettysburg 39
Gunslinger 17
Hardball 20
Hitchhiker's Guide 23
Home Accountant 27
Infiltrator 19
Karateka 7
Kickstart 7
Last V-8 7
Leader Board 11
Leather Goddesses 22
Loderunner 23
MAC/65 46
MasterType 27
Mega Font II 16
Mercenary 20
Mercenary Data Disks ea 12
Millionaire 21
Moon Mist 22
Movie Maker 11
M.U.L.E. 11
Music Const. Set 11
Music Studio 24

Never Ending Story 21
NINJA 7
Page Designer 20
Paper Clip w/ Spell 38
Pawn 25
Phantassie I or II 25
Pinball Const. Set 11
Planetarium 23
PrintShop 28
PrintShop Companion 24
Graphics Libraries 16
PS Interface 18
R-Time-8 Cart 48
Racing Destruction 11
Rambo XL 28
Reforger 88 12
Rubber Stamp 20
Silent Service 24
Sixgun Shootout 27
Soarta DOS-X Cart 49
Speed King 7
Soy vs. Spy I & II 21
Star Fleet I 35
Star Raiders II 13
Strip Poker 19
Strip Poker Data Disks ea 13
Super Boulderdash 11

Syn-Calc 31
Syn-File Plus 31
Timewise 3
Top Gunner 17
Touchdown Football 11
Trail Blazer 21
Triple Pack 14
Tycoon 21
Typesetter 22
Ultima III, IV CALL
Video Poker 7
Video Vegas 21
Wargame Const. Set 19
Warship 39
Wizard's Crown 26
XLENT Word Processor 20
ZORK Trilogy 39

ST SOFTWARE

OVER 500 TITLES
IN STOCK.
LARGEST SELECTION
IN THE COUNTRY!

HOURS: M-F 9 am-9 pm EST
SAT 10 am-4 pm

TO ORDER, CALL TOLL FREE
1-800-255-5835

Ohio Residents, Order Status or
Tech. Info, Call (513) 294-6236

TERMS AND CONDITIONS
• NO EXTRA CHARGES FOR CREDIT CARDS! • We do not bill until we ship • Minimum order \$20 • C.O.D. - \$3.00 Ship/Handl. must be prepaid • Ohio residents add 6% sales tax • Please allow 3 weeks for personal or company checks to clear • Shipping/Handling: (Call for Quote). Hardware, minimum \$4; Software and most accessories, minimum \$3 • Overnight shipment available at extra charge • We ship to Alaska, Hawaii, Puerto Rico (UPS Blue Label Only), APO, and FPO • Canadian orders, actual shipping plus 5%, minimum \$5 • All defective products require a return authorization number to be accepted for repair or replacement • No free trials or credit • Returns subject to 15% re-stocking charge • Due to changing market conditions, call toll free for latest price and availability of product. FOR YOUR PROTECTION, WE CHECK ALL CREDIT CARD ORDERS FOR FRAUD.

CIRCLE 031 ON READER SERVICE CARD

ST Games Gallery

Pinball Wizard, Airball, President Elect, Tanglewood, Diamond Mike

PINBALL WIZARD

Accolade's **Pinball Wizard** is the best pinball construction simulation



I've seen for any computer. Bright colors are part of the fun of arcade pinball, and Pinball Wizard captures that flavor to the hilt. There are a few set-ups that can be played immediately to learn the mechanics of the game, but the real fun here is creating your own, saving them to a blank disk and then amazing your friends with your creativity.

The game has a parts box containing almost any kind of obstacle you'd want to put on the playfield. A detailed drawing utility, which even includes a magnification option, will give your finished product as much polish as you have patience for. Sections of the construction package help control scoring, bonuses, slope, tilt, speed, elasticity and the number of balls per game.

The games can be played with the keyboard or the mouse, but for real pinball addicts, the keyboard is the only real choice. The finished products will play more like real pinball machines than anything you've ever experienced on computers.—RICK TEVERBAUGH


\$34.95, color. Accolade, 20813 Stevens Creek Blvd., Cupertino, CA 95014. (408) 446-5757.

CIRCLE 213 ON READER SERVICE CARD

AIRBALL, AIRBALL CONSTRUCTION SET

MicroDeal's **Airball** looks to be a clever, detailed and complex challenge in the growing line of ball-and-maze chases. In Airball, you're what appears to be a beach ball that bounces around from room to room looking for various items left behind by the evil wizard who turned you into a bag of air in the first place. The ultimate goal is to find a spellbook that will turn you back into a human and end the game.

However, there are a couple of



catches. You have a slow leak and must find a room with a pump every couple of minutes or you'll *spppffttt* away to nothing. But don't stay on the pump too long or you'll explode.


Best advice here is to watch the demo for a while to get a feel for the pace and speed at which you'll move around the maze. The game has outstanding graphics and good animation, but the control system is subpar. Only the keyboard worked well for me, although control is *said* to be accomplished through joystick, mouse or keyboard. Most arcade vets hate to operate these games with the board.

I don't think that Airball has the delicious tension of Marble Madness or the charm of Trail Blazer. A separate product is the **Airball Construction Set** (\$24.95) for those who want to

create their own rooms.—RICK TEVERBAUGH

\$39.95, color. MicroDeal USA (Michtron), 576 S. Telegraph, Pontiac, MI 48053. (313) 334-8729.

CIRCLE 215 ON READER SERVICE CARD




PRESIDENT ELECT

With another presidential election just around the corner, SSI has released the 1988 Edition of their election simulation, **President Elect**. This specialized program will appeal only to a select audience, but I guarantee that those who find the strategies of the campaign trail intriguing will not be disappointed.

Although election campaigns begin over a year before Election Day, President Elect covers only the final nine weeks. The game also dispenses with such trivialities as the candidates' positions on the major issues of the day. Instead it ties success to the proper use of money and manpower, a politician's main resources. In President Elect these resources are represented as Political Action Points (PAPs) and each candidate starts with his share of PAPs to spend as he sees fit.

After establishing an organization (by allocating PAPs to weekly overhead costs, thereby determining efficiency), the battle begins. You campaign on a national level (through the print and broadcast media) all the way

continued on page 64



CONNECT YOUR COMPUTER TO A HIGHER INTELLIGENCE.

CompuServe's reference databases make you more productive, competitive, and better informed.

Remember the last time you tried to get your hands on hard-to-find facts? In a magazine article you read a year ago. In a news report you never saw. Or in a table of data you didn't know existed.

Imagine those facts just a few keystrokes away on your personal computer. Through CompuServe.

Your personal research center.

Save hours of research by going

straight to the reference information you need in seconds.

Access thousands of sources of information in the areas of business, finance, medicine, education, demographics, science, law, news, popular entertainment, and sports.

What you know can help you.

Research an industry or company through articles, financial statements, and other sources. Analyze an investment. Assist in a job search. Follow market competition. Investigate a business opportunity.

Check characteristics such as age,

income, and occupation in any U.S. community. For a geography report, a business plan, or a family move.

All you need to access CompuServe's unlimited world of information is a modem and just about any personal computer. Visit your computer dealer today. To order direct, or for more information, call or write:

CompuServe®

Information Services, P.O. Box 20212
5000 Arlington Centre Blvd., Columbus, OH 43220

800-848-8199

In Ohio and Canada, call 614 457-0802

An H&R Block Company

ST GAMES GALLERY

continued from page 62

down to whistle stops in individual states. Your goal is to build and retain voter support. But too many stops are tiring and increase the odds that the weary candidate will commit a serious blunder. Throughout the game a colorful map keeps each player updated on voter support in each state, helping you decide which regions should be targeted during your next turn.

Even though the most visible portion of the game involves the allocation of resources, this program's foundation is based on real-life assumptions, such as incumbency, national economy and world peace. Debates provide the chance for each presidential hopeful to display his knowledge on the issues of the day, or fall prey to a campaign-wrecking social faux pas. Each campaign week brings a new map, new results and another chance to shift resources.

But while President Elect sports one of the most reasonable prices for ST software, this keyboard-driven game is a direct conversion of the PC/MS-DOS version and even the graphics are somewhat lackluster. Still, it is unlikely that any who buy President Elect will be disappointed, as there should be little doubt about what's in the box. This is *not* an arcade game. But as an educational and engaging simulation, President Elect gets my vote.—STEVE PANAK

\$24.95, color. Strategic Simulations Inc., 1046 N. Rengstorff Avenue, Mountain View, CA 94043. (415) 964-1353.

CIRCLE 214 ON READER SERVICE CARD

TANGLEWOOD

I have played literally hundreds of games over the last few years and I find it unusual to have trouble understanding a program. **Tanglewood**, therefore, is unusual. And while I like a challenge, this game is just about the most confusing thing I've ever loaded into my ST.

The scenario is simple enough: your computer lets you see into an alien world and control five robotic mobiles which move about on the

planet surface. Increasing the challenge, the operation and characteristics of the mobiles are as mysterious as the ultimate objectives of the game. What is certain, however, is that each mobile is in a varying state of disrepair—and unreliable until overhauled.

When you boot Tanglewood, your screen becomes a control panel with switches, indicators, dials and monitors. All control is through the mouse, and your first session with Tanglewood is spent trying to determine what the various switches do. Once you can communicate with mobile, you try moving about the planet. I say "try" because the mouse-induced movement of the mobiles is most frustrating—it never seems as if you have full control. The graphics are very attractive. I'm disappointed that the game failed to draw me into its world.

Like Hacker (which fills your monitor with a cryptic prompt, challenging you to break into a foreign computer system) few hints are provided to help you start. Ultimately, the game becomes a search in which you try to locate objects and use them properly. Tanglewood can confuse, and possibly challenge, you for days to come.—STEVE PANAK

\$39.95, color. MicroDeal USA (Michtron), 576 S. Telegraph, Pontiac, MI 48053. (313) 334-8729.

CIRCLE 216 ON READER SERVICE CARD

DIAMOND MIKE

Diamond Mike is overly similar to the arcade classic Boulder Dash—which itself was derived from Dig Dug, but at least displayed some originality in blending fast action with thoughtful strategy.

In Boulder Dash you struggle through a number of caves, collecting diamonds and avoiding danger, primarily from falling rocks. Each cave contains an exit which will open when enough gems have been collected, and each maze is a puzzle whose escape requires skill, strategy, and a little luck. To describe Diamond Mike, all you need is to substitute the words "Diamond Mike" for "Boulder

Dash" and numerous items for diamonds. You'll also have to substitute slower programming code, causing less satisfactory play. The low price, decent manual and enclosed bonus games do little to improve this package.—STEVE PANAK

\$19.95, color or monochrome. XLEnt Software, P.O. Box 5228, Springfield, VA 22150. (703) 644-8881.

CIRCLE 217 ON READER SERVICE CARD

SUPER CYCLE

Super Cycle is a clone of Pole Position, with motorcycles instead of cars. But it's as exciting and as much fun as the original. You accelerate and shift through three gears as the screen shows a speedometer, tachometer and gearshift. If you shift to a high gear before gaining enough speed, you'll find yourself moving slowly, so practice your gears on Level 1 until you've mastered them. And watch out for other racers trying to bump you off the road, smash into you from behind or slow you down by hogging the road.

There's great scenery along the way: you'll see such sights as the Sphinx, Mount Rushmore, the Great Wall of China and the Space Shuttle sitting on its launch pad. There are also many obstacles along the way. Running into a pothole stops you dead in your tracks. Other obstacles include oil slicks, icy roads, a narrowing road with barricades and a distracting thunderstorm. Sharp curves, lampposts and trees approach you at frightening speeds.

My copy of Super Cycle came with instructions for the Commodore computer that don't match the Atari ST version. Also, on one occasion the game tried to save a high score and crashed. However, Super Cycle now saves scores flawlessly. A two-player mode or a construction set for building your own tracks would have made it a better game, but it's still full of racing fun.—JOHN MANOR

\$19.95, color. Epyx, 600 Galveston Drive, Redwood City, CA 94063. (415) 366-0606.

CIRCLE 246 ON READER SERVICE CARD

\$5.95

All this software without typing—yours for only \$5.95. Your double-sided Antic Monthly Disk has every type-in program from this issue, plus this month's Super Disk Bonus and other extras. Shipment within 24 hours is guaranteed when you phone your MasterCard or Visa order to the Disk Desk: (800) 234-7001. Now Toll-Free!

SOFTWARE LIBRARY

► **BONUS GAME**

SLEUTH67

► **AUTOMATE YOUR "PRINT SHOP" ENVELOPES**

P.S. ENVELOPE MAKER68

► **GAME OF THE MONTH**

ESCAPE FROM HELL!69

► **LIST PROCESSING POWER UPGRADE**

STRING ARRAY SIMULATOR71

► **FEATURE APPLICATION**

GTIA JOYSTICK PAINTER72

ST RESOURCE

► **REAL-TIME MIDI SPECIAL EFFECTS**

SUPER CZ73

TYPING SPECIAL ATARI CHARACTERS66

HOW TO USE TYPO II67

DISK SUBSCRIBERS: Programs for 8-bit Atari computers can be used immediately. Just follow instructions in the accompanying magazine articles. ST Owners: See monthly disk's ST Help File for instructions on how to transfer programs to 3-1/2 inch disk.

DOS COMPATIBILITY: All 8-bit programs published by Antic are tested to work with Atari Disk Operating System (DOS) 2.0S and 2.5—not with the incompatible DOS 3.0. DOS 2.0S is available on each Antic Monthly Disk. Copy the DOS.SYS and DUPSYS files.

No part of this publication may be reproduced, stored in a retrieval system, or transmitted, in any form or by any means, electronic, mechanical, photocopying, recording or otherwise, without the prior written permission of the publisher.

TYPING SPECIAL ATARI CHARACTERS

Antic printed program listings leave a small space between each Atari Special Character for easier reading. Immediately below you will see the way **Antic** prints all the standard Atari letters and numbers, in upper and lower case, in normal and inverse video.

ABCDEFGHIJKLMNOPQRSTUVWXYZ
 ABCDEFGHIJKLMNOPQRSTUVWXYZ
 abcdefghijklmnopqrstuvwxyz
 abcdefghijklmnopqrstuvwxyz
 0123456789 0123456789

The Atari Special Characters and the keys you must type in order to get them are shown in the two boxes below.

NORMAL VIDEO				INVERSE VIDEO			
FOR THIS	TYPE THIS	FOR THIS	TYPE THIS	FOR THIS	TYPE THIS	FOR THIS	TYPE THIS
CTRL ,		CTRL S		CTRL ,		CTRL X	
CTRL A		CTRL T		CTRL A		CTRL Y	
CTRL B		CTRL U		CTRL B		CTRL Z	
CTRL C		CTRL V		CTRL C		ESC	
CTRL D		CTRL W		CTRL D		SHIFT	
CTRL E		CTRL X		CTRL E		DELETE	
CTRL F		CTRL Y		CTRL F		ESC	
CTRL G		CTRL Z		CTRL G		SHIFT	
CTRL H		ESC ESC		CTRL H		INSERT	
CTRL I		ESC CTRL -		CTRL I		ESC	
CTRL J		ESC CTRL =		CTRL J		CTRL	
CTRL K		ESC CTRL +		CTRL K		TAB	
CTRL L		ESC CTRL *		CTRL L		ESC	
CTRL M		CTRL .		CTRL M		SHIFT	
CTRL N		CTRL ;		CTRL N		TAB	
CTRL O		SHIFT =		CTRL O		CTRL .	
CTRL P		ESC SHIFT		CTRL P		CTRL ;	
CTRL Q		CLEAR		CTRL Q		SHIFT =	
CTRL R		ESC DELETE		CTRL R		ESC CTRL 2	
		ESC TAB		CTRL S		ESC	
				CTRL T		CTRL	
				CTRL U		DELETE	
				CTRL V		ESC	
				CTRL W		CTRL	
						INSERT	

Whenever the CONTROL key (CTRL on the 400/800) or SHIFT key is used, *hold it down* while you press the next key. Whenever the ESC key is pressed, *release* it before you type the next key.

Turn on inverse video by pressing the Reverse Video Mode Key . Turn it off by pressing it a second time. (On the 400/800, use the Atari Logo Key instead.)

Among the most common program typing mistakes are switching certain capital letters with their lower-case counterparts—you need to look especially carefully at P, X, O and 0 (zero).

Some of Atari Special Characters are not easy to tell apart from standard alpha-numeric characters. Usually the Special Characters will be boxed. Compare the two sets of characters below:

SPECIAL		STANDARD	
	CTRL F		/
	CTRL G		SHIFT +
	CTRL N		SHIFT -
	CTRL R		-
	CTRL S		+

HOW TO USE TYPO II (8-BIT)

TYPO II automatically proofreads **Antic's** type-in BASIC listings for 8-bit Atari computers. It finds the exact line where you made a program typing mistake.

Type in TYPO II and SAVE a copy to disk or cassette. Now type GOTO 32000. When you see the instruction on the screen, type in a single program line **without the two-letter TYPO II code** at the left of the line number. Press the [RETURN] key.

Your line will reappear at the bottom of the screen with a two-letter TYPO II code on the left. If this code is not exactly the same as the line code printed in the magazine, you mistyped something in that line.

To call back any line previously typed, type an asterisk [*] followed (without in-between spaces) by the line number, then press [RETURN]. When the complete line appears at the top of the screen, press [RETURN] again. This is also the way you use TYPO II to proofread itself.

To LIST your program, press [BREAK] and type LIST. To return to TYPO II, type GOTO 32000.

To remove TYPO II from your program, type LIST "D:FILENAME",0,31999 [RETURN] (Cassette owners LIST "C:"). Type NEW, then ENTER "D:FILENAME" [RETURN] (Cassette—ENTER "C:"). Your program is now in memory without TYPO II and you can SAVE or LIST it to disk or cassette.

Don't type the
TYPO II Codes!

```

WB 32000 REM TYPO II BY ANDY BARTON
UM 32010 REM VER. 1.0 FOR ANTIC MAGAZINE
HS 32020 CLR :DIM LINE$(120):CLOSE #2:CLO
SE #3
BN 32030 OPEN #2,4,0,"E":OPEN #3,5,0,"E"
YC 32040 ? "K":POSITION 11,1:? "TYPE(0)
EM 32050 TRAP 32040:POSITION 2,3:? "Type
in a program line"
HS 32060 POSITION 1,4:? " ":INPUT #2;LINE
$:IF LINE$="" THEN POSITION 2,4:LIST 0
:GOTO 32060
XH 32070 IF LINE$(1,1)="*" THEN B=VAL(LIN
E$(2,LEN(LINE$))) :POSITION 2,4:LIST 0:
GOTO 32060
TH 32080 POSITION 2,10:? "CONT"
MF 32090 B=VAL(LINE$:POSITION 1,3:? " ";

```

```

NY 32100 POKE 842,13:STOP
CN 32110 POKE 842,12
ET 32120 ? "K":POSITION 11,1:? "TYPE(0)
":POSITION 2,15:LIST 0
CE 32130 C=0:ANS=C
QR 32140 POSITION 2,16:INPUT #3;LINE$:IF
LINE$="" THEN ? "LINE ";B;" DELETED":G
OTO 32050
UV 32150 FOR D=1 TO LEN(LINE$):C=C+1:ANS=
ANS+(C*ASC(LINE$(D,D))):NEXT D
WJ 32160 CODE=INT(ANS/676)
JW 32170 CODE=ANS-(CODE*676)
EH 32180 HCODE=INT(CODE/26)
BH 32190 LCODE=CODE-(HCODE*26)+65
HB 32200 HCODE=HCODE+65
IE 32210 POSITION 0,16:? CHR$(HCODE);CHR$
(LCODE)
UG 32220 POSITION 2,13:? "If CODE does no
t match Press [RETURN] and edit line a
bove.":GOTO 32050

```

challenging memory game, no reading required

SLEUTH

Article on page 17

LISTING 1

Don't type the
TYPO II Codes!

```

JW 5 REM SLEUTH
EK 6 REM BY HEATH LAWRENCE
QU 7 REM (c)1988, ANTIC PUBLISHING
RP 10 GOSUB 405
RB 20 GOSUB 350
AC 30 REM MAIN ROUTINE
CJ 40 GOSUB 160:V1=Z:X1=CY:Y1=CY:GOSUB 16
0:V2=Z:X2=CY:Y2=CY:CY=10:LOCATE
10,10,Z:IF Z<97 THEN Z=213
DY 50 IF V1=V2 THEN SC=1:GOTO 80
PY 60 C=95:FOR Q=10 TO 0 STEP -1:C=C+5:50
UND 1,C,10,8:POSITION 9,0:? #6;Q;"U":F
OR D=1 TO 100:NEXT D:NEXT Q
CP 70 POSITION X1,Y1:? #6;"U":POSITION X2
,Y2:? #6;"U":SOUND 1,0,0,0
HL 80 IF PL=1 AND SC=1 THEN SC1=SC1+1:POS
ITION 6,21:? #6;SC1:JX=1:GOSUB 310
AK 90 IF PL=1 AND SC1<10 THEN PL=2:I=1:F
=13:STE=1:GOSUB 230:GOTO 120
HW 100 IF PL=2 AND SC=1 THEN SC2=SC2+1:PO
SITION 18,21:? #6;SC2:JX=13:GOSUB 310
HR 110 IF PL=2 AND SC2<10 THEN PL=1:I=13
:F=1:STE=-1:GOSUB 230
RB 120 SC=0:IF SC1=10 THEN JX=1:GOTO 260
JI 130 IF SC2=10 THEN JX=13:GOTO 260
QO 140 GOTO 40

```

```

EL 150 REM MOVE CURSOR
UH 160 S=STICK((PL-1)*STCK):POKE 77,0:IF
STRIG((PL-1)*STCK)=0 AND Z=213 THEN GO
SUB 280:RETURN
PT 170 IF S=15 THEN POSITION CX,CY:? #6;"
U":FOR D=1 TO 20:NEXT D:POSITION CX,CY
:? #6;CHR$(Z):GOTO 160
TG 180 POSITION CX,CY:? #6;CHR$(Z)
FO 190 AX=1*(S=5 OR S=6 OR S=7)-1*(S=9 OR
S=10 OR S=11):AY=1*(S=9 OR S=13 OR S=
5)-1*(S=10 OR S=14 OR S=6)
YL 200 CX=CX+AX:CY=CY+AY:CY=CX+17*(CX<1)
-18*(CX>18):CY=CY+18*(CY<1)-19*(CY>19):
LOCATE CX,CY,Z:POSITION CX,CY
RB 210 ? #6;"U":SOUND 1,X+Y,10,8:SOUND 1,
0,0,0:GOTO 160
MU 220 REM INDICATE PLAYER TURN
MC 230 FOR L=I TO F STEP STE:POSITION L,2
:? #6;"^":FOR D=1 TO 30:NEXT D:POSITI
ON L,22:? #6;" "
OW 240 SOUND 1,L+90,10,8:NEXT L:POSITION
F,22:? #6;"^":SOUND 1,0,0,0:RETURN
GZ 250 REM GAME OVER
UA 260 POSITION JX,22:? #6;"*":JUMP5=1:GO

```

continued on next page


```

SUB 310:ON PEEK(53279)<>6 GOTO 260:GOT
0 20
CQ 270 REM REVEAL SHAPE
WP 280 FOR A=215 TO 218:POSITION CX,CY:?
#6;CHR$(A):SOUND 1,(A-200)*5,10,8:FOR
D=1 TO 75:NEXT D:NEXT A:SOUND 1,0,0,0
NP 290 POSITION CX,CY:? #6;CHR$(POS(CX,CY
)):Z=POS(CX,CY):RETURN
NV 300 REM JUMP ANIMATION
OC 310 POSITION X1,Y1:? #6;CHR$(V1+32):PO
SITION X2,Y2:? #6;CHR$(V2+32):LOCATE 1
0,10,Z:FOR NJ=1 TO JUMP5
JN 320 FOR P=200 TO 10 STEP -8:SH=225*(P>
175)+226*(P<176 AND P>120)+227*(P<121
AND P>65)+228*(P<66):SOUND 1,P,10,8
EW 330 POSITION JX,21:? #6;CHR$(SH):NEXT
P:POSITION JX,21:? #6;CHR$(NJ):SOUN
D 1,0,0,0:RETURN
ZM 340 REM INITIALIZE/PLAYFIELD
IS 350 GRAPHICS 17:POKE 756,ST+256:POKE 7
12,35:POKE 710,0:SC1=0:SC2=0:JUMP5=4:P
L=1:CX=10:CY=10:Z=213
AB 360 FOR X=0 TO 19:POSITION X,0:? #6;"0
":POSITION X,20:? #6;"0":NEXT X:FOR Y=
0 TO 20:POSITION 0,Y:? #6;"0"
VO 370 POSITION 19,Y:? #6;"0":NEXT Y:FOR
Y=1 TO 19:FOR X=1 TO 18:POS(X,Y)=INT(R
ND(0)*16)+69:POSITION X,Y:? #6;"0"
FL 380 SOUND 1,(X+Y)*3,10,8:NEXT X:NEXT Y
:SOUND 1,0,0,0:POSITION 1,21:? #6;"0"
RM 390 POSITION 13,21:? #6;"0"
RT 400 REM REDEFINE
WQ 405 GRAPHICS 0:POKE 710,96:POKE 712,96
:EJ 406 POSITION 12,10:? "1 Joystick"? :?
,"2 Joysticks"

```

```

RR 408 POSITION 17,15:INPUT STCK:STCK=STC
K-1:IF NOT (STCK=0 OR STCK=1) THEN 40
5
MQ 410 DIM POS(30,30):POKE 106,PEEK(740)-
5:GRAPHICS 17:POKE 712,96:POSITION 6,7
:7 #6;"SLEUTH":POSITION 8,10
ZZ 420 ? #6;"0":POSITION 3,13:? #6;"0"
IT 430 FOR X=0 TO 1023:POKE ST+X,PEEK(573
44+X):NEXT X:Z=264:FOR SHAPE=1 TO 26:F
OR X=0 TO 7:READ BYTE
CU 440 POKE ST+Z+X,BYTE:NEXT X:Z=Z+8:NEXT
SHAPE:RETURN
OO 450 REM SHAPE DATA
ZB 460 DATA 24,24,60,90,153,36,36,102,25,
26,60,88,152,37,34,96,153,90,60,24,24,
165,66,0,24,24,60,90,153,231,0,0,60
GK 470 DATA 126,90,126,126,90,102,60,24,2
4,72,62,9,56,78,193,108,16,126,239,223
,J23,110,60,254,16,48,121,222,120
JQ 480 DATA 132,0,24,60,126,66,255,219,90
,195,60,90,153,255,255,153,90,60,56,68
,130,255,129,181,177,255,60,102,102
LN 490 DATA 14,24,0,24,24,36,24,165,90,90
,165,24,36,60,36,36,60,60,165,126,1
32,72,48,255,133,135,133,255,0,8,254
DM 500 DATA 28,62,255,90,60,0,126,255,165
,60,90,129,255,24,60,36,126,165,189,36
,102,60,102,195,255,60,60,60,126,15
ZL 510 DATA 14,8,8,104,240,96,170,1,128
,1,128,1,128,85,255,255,255,255,255,25
5,255,255,255,255,255,231,231,255
EU 520 DATA 255,255,255,255,255,231,195,195,2
31,255,255,255,195,129,129,129,129,195
,255,195,129,0,0,0,0,129,255

```

automate your "Print Shop" envelopes

P.S. ENVELOPE MAKER

Article on page 27

LISTING 1

Don't type the
TYPO II Codes!

```

LW 40 REM DISKFILE ENHANCEMENT
XP 45 REM BY S.L. HARRISON
QU 46 REM (C)1988, ANTIC PUBLISHING
TK 50 POKE 712,98:DIM FILE$(14)
UY 235 DATA "S.L. HARRISON"
NJ 250 GOTO 2695:REM MAIN PROGRAM
FC 473 ? "S.L. HARRISON"
BT 476 ? "S.L. HARRISON"
NU 520 FOR DE=1 TO 200:NEXT DE
HW 610 RESTORE 210:I=0
HF 670 TRAP 680:I=I+1:GOTO 620
TV 680 TRAP 40000:? CS$:GOSUB 270:REM SET
BG
UJ 975 IF FLAG THEN POKE 702,64:GOTO 1045
WH 990 I=0:TEMP$=BL$
PZ 1043 GOTO 1050
WB 1045 FOR I=0 TO COUNT-1
OT 1047 TRAP 2760:INPUT #3;Q$:IF I=0 AND
LEN(Q$)<1 THEN POP :GOTO 1045
NO 1073 IF NOT FLAG THEN GOTO 1080
GE 1075 NEXT I
PX 1077 GOTO 1120
TW 2595 PASS=1:IF FLAG THEN GOTO 2695
DY 2650 IF Q$="N" OR Q$="n" THEN 2695
CL 2695 IF FLAG AND PASS THEN GOTO 2720
YY 2715 GOSUB 3000:REM ->KEYBD OR DISK
NL 2990 REM KEYBOARD OR DISK
ZA 3000 GOSUB 270:REM SETBG
RZ 3010 POKE 702,64:REM UPPERCASE
TB 3020 ? CS$:POSITION 2,10:? "ENTER NAME
S FROM (KEYBOARD OR DISK? D$";:INPUT #1
6;Q$
WY 3030 IF Q$="K" OR Q$="k" THEN FLAG=0:R
ETURN
OC 3040 IF Q$<>"D" AND Q$<>"d" THEN GOTO
3020
US 3050 FLAG=1
GM 3060 REM GET NAME FROM DISK

```

```

SG 3070 GOSUB 270:GOSUB 310:REM SETBG, CU
R50R
ZL 3080 ? CS$:POSITION 7,10:? "INSERT DIS
K WITH LABEL FILES":? " PRESS [RE
TURN] WHEN READY"
GN 3090 CLOSE #1:OPEN #1,4,0,"K":GET #1,
L:IF L<>155 THEN GOTO 3090
VK 3100 GOSUB 310:CLOSE #1:OPEN #1,6,0,"D
":*"? "D"
QS 3110 TRAP 3120:INPUT #1,TEMP$:? TEMP$:
GOTO 3110
JL 3120 CLOSE #1:? :? "ENTER NAME OF FILE
CONTAINING NAMES":INPUT FILE$
YK 3130 TEMP$="D":IF FILE$(2,2)<>"":AND
FILE$(3,3)<>"":THEN TEMP$(3)=FILE$:F
ILE$=TEMP$:TEMP$=""
ZM 3140 CLOSE #1:OPEN #1,4,0,FILE$:COUNT=
0
KJ 3150 INPUT #1,Q$
TS 3160 IF LEN(Q$)<1 THEN GOTO 3200
GO 3170 COUNT=COUNT+1
CV 3180 IF COUNT>4 THEN CLOSE #1:GOTO 322
0
RO 3190 GOTO 3150
CY 3200 IF COUNT=0 THEN GOTO 3150
TD 3210 CLOSE #1:GOTO 3270
JI 3220 ? CS$:POSITION 2,11:? "DO NOT IN
CLUDE BLANK LINES!"
LL 3230 POSITION 2,10:? "HOW MANY LINES I
N EACH RECORD 3?":INPUT #16,COUNT
SU 3240 IF COUNT<1 THEN ? :? "YOU MUST HA
VE AT LEAST ONE LINE":GOTO 3260
AP 3250 IF COUNT>4 THEN ? :? "YOU CAN'T H
AVE MORE THAN 4 LINES"
DL 3260 IF COUNT<1 OR COUNT>4 THEN FOR DE
=1 TO 150:NEXT DE:GOTO 3020
TR 3270 CLOSE #3:OPEN #3,4,0,FILE$
BD 3280 RETURN

```


ESCAPE FROM HELL!

Article on page 13

LISTING 1

Don't type the
TYPO II Codes!

```

1 REM ESCAPE FROM HELL!
2 REM BY TONY BARNES
3 REM (c)1988, ANTIC PUBLISHING
4
OU 10 GRAPHICS 18:POKE 756,152:POKE 708,3
5:POKE 709,244:POKE 710,50:POKE 711,21
4
RC 12 DIM SET$(20),DEV$(24)
BN 15 SUI=1:GOSUB 10000
LY 20 POKE 559,34:GOTO 9000
IZ 500 FOR T=200 TO 0 STEP -50:SOUND 1,T,
12,T/25:SOUND 0,T,8,T/25:NEXT T
CK 505 SC=SC+10:IF SC>HUN AND FLG THEN PO
P:GOTO 700
VK 506 POSITION 6,11:? #6;SC:BMB=BMB+1:IF
BMB>MAX THEN POP:GOTO 550
ZD 510 RETURN
UT 550 COLOR 138:PLOT 0,0:DRAWTO 19,0:FOR
T=1 TO 10:SOUND 1,237,20,T:SOUND 0,23
8,20,T
SC 555 COLOR 138:PLOT 0,T:COLOR 42:PLOT 1
,T:DRAWTO 18,T:COLOR 138:PLOT 19,T:NEX
T T
QA 560 COLOR 138:PLOT 0,11:DRAWTO 19,11:P
OSITION 6,5:? #6;"penance"
QV 561 POSITION 5,6:? #6;"continues":FOR
T=15 TO 0 STEP -0.1
YP 565 SOUND 0,237,20,T:SOUND 1,238,20,T:
NEXT T:FOR T=INT(TMR/10) TO 0 STEP -10
YX 570 FOR I=6 TO 0 STEP -1:SOUND 0,30,10
,I:NEXT I:SC=SC+5:NEXT T:SCR=SCR+1:GOT
0 8000
GX 600 FOR ZQ=15 TO 0 STEP -1:SOUND 1,122
-ZQ,8,ZQ:SOUND 0,0,0,3
ZE 610 COLOR 134:IF ZQ/2=INT(ZQ/2) THEN C
OLOR 26
NN 620 PLOT X1,Y1:NEXT ZQ:COLOR 27:PLOT X
1,Y1:SOUND 0,0,0,3
XK 630 FOR ZQ=0 TO 15 STEP 3:SOUND 1,122-
ZQ,8,ZQ:COLOR (27-(ZQ/2=INT(ZQ/2)))
XZ 635 ZQ1=USR(FLIPM,39128,39128,8)
EB 640 PLOT X1,Y1:NEXT ZQ:SOUND 0,0,0,0:S
OUND 1,0,0,0:COLOR 32:PLOT X1,Y1
PE 650 SUI=0:RETURN
ZD 700 GRAPHICS 18:POKE 756,152:DEG:M=-1
1/430:OLDX=0:OLDY=0:POKE 712,114:POKE
708,14
EK 705 POSITION 0,0:? #6;"XXXXXXXXXXXXXXXX XX
XXXX":
LE 710 SOUND 2,0,0,0:FOR X=200 TO 50 STEP
-10:SOUND 0,X,10,14:NEXT X:RESTORE 12
80:FOR A=0 TO 430 STEP 10
LX 720 TRAP 1270:READ T,ZQ,B,C,D,VOL
FF 730 IF VOL=0 THEN 760
PE 740 SOUND 0,ZQ,14,10:SOUND 1,B,14,6:50
UND 2,C,14,6:SOUND 3,C,14,6:FOR X=1 TO
T:NEXT X
YU 760 JNK=USR(MOV,ADR("Z$BBB")+3*(A/30=
INT(A/30)),38960,3)
MJ 765 OFFSET=5IN(A)*3+9:Y=M*A+11
JD 770 COLOR 32:PLOT OLDX,OLDY:COLOR 38:P
LOT OFFSET,Y:OLDX=OFFSET:OLDY=Y
QS 775 IF VOL=0 THEN FOR X=0 TO 3:SOUND X
,0,0,0:NEXT X:IF T>24 THEN FOR X=1 TO
T:NEXT X
FG 778 SET$="" / / / PRESS TRIGGER TO
DIE AGAIN"
PE 780 NEXT A:GRAPHICS 34:POKE 756,152:PO
KE 712,114:POKE 710,114:POKE 708,14:PO
SITION 6,5:? #6;"unsolved":X=1
SJ 781 POKE 752,1:POKE 656,2:POKE 657,2:?
SET$(X,37):SET$(1,X):IF X>36 THEN X=
1
CB 785 POKE 711,PEEK(20):IF STRIG(0)=0 TH
EN POKE 559,0:GRAPHICS 2:GOTO 15
LF 790 POKE 77,0:X=X+1:GOTO 781
NP 800 X=X2+0.3*(X2<X1)-0.3*(X2>X1):LOCAT
E X,Y2,Z:IF Z>128 AND Z<137 THEN 2000
LS 801 IF INT(X2+0.5)>INT(X2P+0.5) THEN Z
Q=USR(MOV,ADR(SET$)+48,38968,24)
YP 802 IF INT(X2+0.5)<INT(X2P+0.5) THEN Z
Q=USR(MOV,ADR(DEV$),38968,24)

```

```

ED 803 X2P=X2
TA 805 IF Z=32 OR <Z>166 AND Z<170 THEN
815
IM 810 X=X2
UM 815 F2=F2+1:IF F2=3 THEN F2=0:ZQ=USR<M
OV,FIRE+<RND<0>>0.66>*9,39120,8>
FC 820 COLOR 32:PLOT X2,Y2:X2=X:COLOR 167
+F2:PLOT X2,Y2:LOCATE X2,Y2+1,Z
KK 825 IF Z=32 THEN COLOR 32:PLOT X2,Y2:Y
2=Y2+1:COLOR 167:PLOT X2,Y2
WY 830 IF Z=26 THEN 850
ZZ 835 RETURN
LD 850 I=Y2+1:COLOR 27:PLOT X2,I:FOR T=15
TO 0 STEP -1:SOUND 1,162,10,T:NEXT T
RN 855 SOUND 0,Y2,10,2:SOUND 1,Y2+50,10,2
:LOCATE X2,Y2-1,Z:IF Z<>32 THEN 865
KD 860 COLOR 32:PLOT X2,Y2:Y2=Y2-1:IF Y2=
0 THEN 865
GJ 862 COLOR 168:PLOT X2,Y2:GOTO 855
GI 865 COLOR 26:PLOT X2,I:SOUND 0,0,0,0:5
OUND 1,0,0,0:RETURN
ZJ 1000 POKE 77,0:TMR=TMR-1:POSITION 15,1
1:? #6;INT<TMR/10>," ";:IF TMR<=0 THEN
2000
KA 1002 IF PEEK<53279>=6 THEN 20
RM 1003 SUI=1:IF PEEK<644>=0 THEN GOSUB 6
00:GOTO 2000
JE 1004 REM COLOR 25:PLOT X1,Y1
KD 1005 GOSUB 800:ST=PEEK<632>:IF ST>12 T
HEN 1040
VN 1010 X=X1+<ST<8>-<ST>8>:IF X<0 OR X>19
THEN 1050
JF 1015 LOCATE X,Y1,Z:IF Z=32 THEN 1030
MR 1017 IF Z=175 THEN GOSUB 500:GOTO 1030
BR 1020 X=X1
FU 1030 FRM=1-FRM:COLOR 32:PLOT X1,Y1:X1=
X:COLOR <130+2*<ST>8>+FRM:PLOT X1,Y1
QH 1035 SOUND 0,21,8,8:SOUND 0,0,0,0:GOTO
1050
HP 1040 COLOR 134:PLOT X1,Y1
DL 1050 LOCATE X1,Y1+1,Z:IF Z=32 THEN COL
OR 32:PLOT X1,Y1:Y1=Y1+1:COLOR 129:PLO
T X1,Y1
XN 1055 IF Z=26 THEN 1100
TW 1060 IF Z=175 THEN GOSUB 500:COLOR 32:
PLOT X1,Y1+1
VT 1065 IF Z>166 AND Z<170 THEN 2000
ER 1070 IF Z=11 THEN COLOR 12:PLOT X1,Y1+
1
HJ 1072 IF Z=12 THEN COLOR 32:PLOT X1,Y1+
1
BT 1075 IF Z=173 THEN ST=7:GOSUB 800:GOTO
1010
LN 1077 IF Z=174 THEN ST=11:GOSUB 800:GOT
O 1010
NP 1090 GOTO 1000
AV 1100 I=Y1+1:COLOR 27:PLOT X1,I:FOR T=1
5 TO 0 STEP -1:SOUND 1,122-T,8,T:ZQ=US
R<FLIPM,39128,39128,8>
FN 1101 SOUND 0,0,0,3:NEXT T:SOUND 0,0,0,
0
CU 1102 FOR T=0 TO 53 STEP 6:SOUND 0,T,10
,14:NEXT T
PY 1105 SOUND 1,62-Y1-INT<RND<0>*4>,10,Y1
XY 1106 SOUND 0,62,0,4
ZL 1107 LOCATE X1,Y1-1,Z:IF Z<>32 THEN 11
20
BH 1110 COLOR 32:PLOT X1,Y1:Y1=Y1-1:IF Y1
=0 THEN 1120
CN 1115 COLOR 134:PLOT X1,Y1:GOTO 1105
YW 1120 COLOR 26:PLOT X1,I:SOUND 0,0,0,0:
SOUND 1,0,0,0:GOTO 1000
IA 1200 REM
FM 1270 END
WF 1280 DATA 319,53,72,42,217,1,23,0,0,0,
0,0,106,72,72,53,173,1,23,0,0,0,0,0
CS 1290 DATA 106,64,81,53,162,1,23,0,0,0,
0,0,106,72,85,53,217,1,293,0,0,0,0,0

```

continued on next page


```

IJ 50 REM CHANGE LINE 70 AS NECESSARY.)
PR 60 DIM FN$(20),TEMP$(20),AR$(93):DPL=P
    EEK(10592):POKE 10592,255
WO 70 FN$="D:LINE$.LST":REM THIS IS THE N
RD 80 ? "Disk or Cassette?":POKE 764,25
    5
PY 90 IF NOT (PEEK(764)=18 OR PEEK(764)=
    58) THEN 90
TH 100 IF PEEK(764)=18 THEN FN$="C:"
VB 110 POKE 764,255:GRAPHICS 0:? "    AN
    TIC'S GENERIC BASIC LOADER"
MY 120 ? , "BY CHARLES JACKSON"
KB 130 POKE 10592,DPL:TRAP 200
PU 140 ? :? :? "Creating ";FN$:? "...Plea
    se stand by."
LW 150 RESTORE :READ LN:LM=LN:DIM A$(LN):
    C=1
BQ 160 AR$="":READ AR$
YC 170 FOR X=1 TO LEN(AR$) STEP 3:POKE 75
    2,255
DM 180 LM=LM-1:POSITION 10,10:? "Countdo
    wn...T-":INT(LM/10);? "
BK 190 A$(C,C)=CHR$(VAL(AR$(X,X+2))) :C=C+
    1:NEXT X:GOTO 160
MM 200 IF PEEK(195)=5 THEN ? :? :? "TOO
    MANY DATA LINES!":? "CANNOT CREATE FIL
    E!":END
CM 210 IF C<LN+1 THEN ? :? "TOO FEW DATA
    LINES!":? "CANNOT CREATE FILE!":END
UQ 220 IF FN$="C:" THEN ? :? "Prepare ca
    ssette, press [RETURN]"
AR 230 OPEN #1,8,0,FN$
PU 240 POKE 766,1:? #1;A$;:POKE 766,0
AL 250 CLOSE #1:GRAPHICS 0:? "COMPLETED"
    "
GN 1000 DATA 440
LL 1010 DATA 0570480500500320900810610850
    830820400650680082040034104104104170173
    011212024101020010141010212

```

```

PG 1020 DATA 1570182081731320022010002082
    36096034041044055048056041155049048048
    048049032077079086061065068
OA 1030 DATA 0820400341041041332411041332
    40104133213104133212104133239104133238
    160000177240145212230212208
VE 1040 DATA 0022302132302402080022302411
    98238208234198239016230096034041058082
    069077032070077044084079044
RX 1050 DATA 0750780841550490480480480520
    32070076073080077061065068082040034104
    104133241104133240104133213
AS 1060 DATA 1041332121041332391041332381
    6000017724016200802401010220320208249
    165203145212230212208002230
BM 1070 DATA 2132302402080022302411982382
    08223198239016219096034041155049048048
    048054032083069084036040049
GT 1080 DATA 0440540480410610340240240660
    60024024036102024024000060090024036054
    024024000024024024016024024
GE 1090 DATA 0240000240240240080240240240
    0006009002403610802402400060090024036
    102148157157073095061021054
TJ 1100 DATA 0211571571390341550490480480
    48055032083069084036040054049044049050
    048041061034157125020054020
KA 1110 DATA 0610931371591250210542512512
    51000223223223000255171213255000000000
    0002551291292550000000000000
KX 1120 DATA 2552471311291312472550002552
    3919312919323925500024056058118102255
    195000034155049048048048056
GG 1130 DATA 0320700730820690610650680820
    40034000000008089214251175122000000016
    154107223245094034041155049
OP 1140 DATA 0480480480570320680690860360
    61034041185185146250188168108168185185
    209185190040108040188186145
LZ 1150 DATA 249190168236034155

```

list processing power pick-up *Article on page 29*

STRING ARRAY SIMULATOR

LISTING 1

```

FM 2 REM STRING ARRAY HANDLER #1
ET 4 REM BY RICHARD WHITSELL
OS 6 REM (c)1988, ANTIC PUBLISHING INC.
TW 10 MAXNUM=10:MAXLEN=20+1
FR 20 DIM STORAGE$(MAXNUM*MAXLEN)
NJ 30 DIM WORK$(MAXLEN)
LS 40 GRAPHICS 0
TJ 50 PRINT "ENTER 10 NAMES"
GP 60 FOR INDEX=0 TO MAXNUM-1
ZG 70 INPUT WORK$:GOSUB 6000
NM 80 NEXT INDEX
LX 90 GRAPHICS 0
QU 100 PRINT "NAME", "LENGTH"
QN 105 REM =====
UL 110 FOR INDEX=0 TO MAXNUM-1
SE 120 GOSUB 5000
TW 130 PRINT WORK$,LEN(WORK$)
WG 140 NEXT INDEX
QV 145 REM =====
OA 150 END
ON 4999 REM SUBROUTINE TO GET STRING
PX 5000 START=INDEX*MAXLEN+1
PJ 5010 LENGTH=ASC(STORAGE$(START,START))

GQ 5015 IF LENGTH=0 THEN WORK$="":RETURN
HR 5020 START=START+1
OX 5030 FINISH=START+LENGTH-1
VD 5040 WORK$=STORAGE$(START,FINISH)
AS 5050 RETURN
KZ 5998 REM
MG 5999 REM SUBROUTINE TO PUT STRING
PY 6000 START=INDEX*MAXLEN+1
LD 6010 STORAGE$(START,START)=CHR$(LEN(WO
    RK$))

MU 6015 IF LEN(WORK$)=0 THEN RETURN
HS 6020 START=START+1
NR 6030 FINISH=START+LEN(WORK$)-1
XA 6040 STORAGE$(START,FINISH)=WORK$
AT 6050 RETURN

```

Don't type the
TYPO II Codes!

LISTING 2

```

GP 2 REM STRING ARRAY HANDLER #2
ET 4 REM BY RICHARD WHITSELL
OS 6 REM (c)1988, ANTIC PUBLISHING INC.
OP 10 MAXNUM=10:MAXLEN=20
FR 20 DIM STORAGE$(MAXNUM*MAXLEN)
NJ 30 DIM WORK$(MAXLEN)
QY 35 DIM LENARRAY(MAXNUM)
LS 40 GRAPHICS 0
TJ 50 PRINT "ENTER 10 NAMES"
GP 60 FOR INDEX=0 TO MAXNUM-1
ZG 70 INPUT WORK$:GOSUB 6000
NM 80 NEXT INDEX
LX 90 GRAPHICS 0
QU 100 PRINT "NAME", "LENGTH"
KQ 105 REM =====
UL 110 FOR INDEX=0 TO MAXNUM-1
SE 120 GOSUB 5000
TW 130 PRINT WORK$,LEN(WORK$)
WG 140 NEXT INDEX
KY 145 REM =====
OA 150 END
ON 4999 REM SUBROUTINE TO GET STRING
PX 5000 START=INDEX*MAXLEN+1
VU 5010 LENGTH=LENARRAY(INDEX)
GQ 5015 IF LENGTH=0 THEN WORK$="":RETURN
OU 5020 FINISH=START+LENGTH-1
VA 5030 WORK$=STORAGE$(START,FINISH)
AP 5040 RETURN
KZ 5998 REM
MG 5999 REM SUBROUTINE TO PUT STRING
PY 6000 START=INDEX*MAXLEN+1
QO 6010 LENARRAY(INDEX)=LEN(WORK$)
MV 6015 IF LEN(WORK$)=0 THEN RETURN
NO 6020 FINISH=START+LEN(WORK$)-1
WX 6030 STORAGE$(START,FINISH)=WORK$
AQ 6040 RETURN

```


LISTING 1

Don't type the
TYPO II Codes!

[illegible]


```

ID 5250 IF S=7 THEN C=C+CI+1
BX 5260 IF S=6 THEN R=R-RI-1:C=C+CI+1
YD 5270 IF S=5 THEN R=R+RI+1:C=C+CI+1
NE 5280 REM CHECK CURSOR LIMITS
CH 5290 IF C<0 THEN C=0
CB 5300 IF C>79-CI THEN C=79-CI
KK 5310 IF R<1+RI THEN R=1+RI
ZF 5320 IF R>181 THEN R=181
SM 5330 GOTO 4260
FJ 5340 END
IG 5400 IF BRK THEN POKE 16,112:POKE 5377
    4,112
AO 5410 RETURN

```

LISTING 2

```

MV 10 REM GEDIT.BAS, LISTING TWO
ZX 20 REM BY ROBIN SHERER
FJ 30 REM (c) 1985,1987 ANTIC PUBLISHING
JM 35 REM (CREATES LINES 2030, 2080, 2130
    , 2180 & 2250)
EV 40 REM (LINES 10-250 MAY BE USED WITH
    OTHER BASIC LOADERS IN THIS ISSUE.
    50 REM CHANGE LINE 70 AS NECESSARY.)
PR 60 DIM FN$(20),TEMP$(20),AR$(93):DPL=P
    EEK(10592):POKE 10592,255
MO 70 FN$="D:LINES.LST":REM THIS IS THE N
    AME OF THE DISK FILE TO BE CREATED
RD 80 ? "Disk or Cassette?":POKE 764,25
    5
PY 90 IF NOT (PEEK(764)=18 OR PEEK(764)=
    58) THEN 90
TH 100 IF PEEK(764)=18 THEN FN$="C:"
UB 110 POKE 764,255:GRAPHICS 0:? "      AN
    TIC'S GENERIC BASIC LOADER"
MY 120 ? "BY CHARLES JACKSON"
KB 130 POKE 10592,DPL:TRAP 200
PU 140 ? :? :? "Creating ";FN$:? "...plea
    se stand by."
LW 150 RESTORE :READ LN:LN=LN:DIM A$(LN):
    C=1
BO 160 AR$="":READ AR$
YC 170 FOR X=1 TO LEN(AR$) STEP 3:POKE 75
    2,255
DM 180 LN=LN-1:POSITION 10,10:? "(Countdo
    wn...T-";INT(LN/10);")
BK 190 A$(C,C)=CHR$(VAL(AR$(X,X+2))) :C=C+
    1:NEXT X:GOTO 160
MM 200 IF PEEK(195)=5 THEN ? :? :? "TOO
    MANY DATA LINES!":? "CANNOT CREATE FIL
    E!":END
CM 210 IF C<LN+1 THEN ? :? "TOO FEW DATA
    LINES!":? "CANNOT CREATE FILE!":END
UQ 220 IF FN$="C:" THEN ? :? "Prepare ca
    ssette, press [RETURN]"
AR 230 OPEN #1,8,0,FN$
PU 240 POKE 766,1:? #1,A$:POKE 766,0
AL 250 CLOSE #1:GRAPHICS 0:? "COMPLETED"

```

```

HO 1000 DATA 352
JF 1010 DATA 0500480510480320070840360610
    34104104170224000240025169255141255006
    138160006162255202208253136
WK 1020 DATA 2082482062550062082411702022
    08231104170224000240018141255006160006
    162255202208253136208248206
FS 1030 DATA 2550062082410960341550500480
    56048032070077036061034104104133205104
    133204104104133206104170224
UC 1040 DATA 0002400161602551652061452041
    36208251145204230205202208240104168192
    000240014165206136192000240
TW 1050 DATA 0051452041362082511452040960
    34155050049051048032077036061034104
    104133207104133206104133205
AN 1060 DATA 1041332041041702240002400181
    60255177206145204136192255208247230207
    230205202208238104168177206
EX 1070 DATA 1452041361922552082470960341
    550500490560480320830036061034104104
    104201003240062201002240032
EC 1080 DATA 1690201410002101621741420012
    10169002141028002169000205028002208251
    202202142001210224160208235
EU 1090 DATA 0961690401410002101691701410
    01210169016141028002169000205028002208
    251141001210096169140141000
PC 1100 DATA 2101692021410012101690161410
    28002169000205028002208251141001210096
    034155050050053048032067067
DM 1110 DATA 0360610341041041041701690000
    24105016202208250170104104157066003104
    157069003104157068003104157
CX 1120 DATA 0730031041570720030760862280
    34155

```

CZ Split

real-time MIDI special effects

Article on page 51

LISTING 1

```

A Rem Program CZSPILT
Rem By Jim Pierson-Perry
Rem (c) 1988 Antic Publishing
Rem
Rem Play up to 4 separate patches at once on the CZ synth
Rem Each patch gets its own play area on the keyboard
Rem
Rem
Rem
Option Base 0
Dim Vprg(3),Spk(3)
Begin Program:
Rem Initialize split point and patch number arrays
For I%=0 To 3
    Spk(I%)=36
    Vprg(I%)=0
Next I%
Cls
Rem Get CZ MIDI channel for sending
Do
    Input "Enter MIDI base channel (1-13) ";Mc%
    @Check_range(1,13,Mc%)
    Exit If In_range%
    Loop
Cls
Rem Set up keyboard areas for patches: patch 1 goes from left end to
Rem split point #1, patch 2 goes from split point #1 to #2, etc.
Do
    Input "Enter # of split points (1-3) ";Nsplit%
    @Check_range(1,3,Nsplit%)
    Exit If In_range%
    Loop
Cls
Input "What is your brand (1, 2, or 3) ";Czt%
@Check_range(1,3,Czt%)
Exit If In_range%
Loop
Mc%=Mc%-1
Rem Identify brand of CZ synth for use in selecting patch programs
Print
Print "What is your brand of CZ synth:"
Print Spc(3);"1 = CZ-101/1000"
Print Spc(3);"2 = CZ-3000/5000"
Print Spc(3);"3 = Other (CZ-230S/CZ-1)"
Do
    Input "What is your brand (1, 2, or 3) ";Czt%
    @Check_range(1,3,Czt%)
    Exit If In_range%
    Loop
Cls
Rem Set up keyboard areas for patches: patch 1 goes from left end to
Rem split point #1, patch 2 goes from split point #1 to #2, etc.
Do
    Input "Enter # of split points (1-3) ";Nsplit%
    @Check_range(1,3,Nsplit%)
    Exit If In_range%
    Loop

```

continued on next page

C

```

Loop
For I%=1 To Nsplit%
Do
Print Spc(3); "Enter MIDI key value (36-96) for split point #"; I%;
Input Sp%(I%-1)
@Check_range(36,96,Sp%(I%-1))
Exit If In_range%
Loop
Next I%
Cls
Rem Chose patches for the keyboard areas
Rem If cartridge selected as bank and it is not present, the default bank
Rem is the corresponding Preset patch
For I%=0 To Nsplit%
Print "Enter voice selection for keyboard zone "; I%+1
If Czt%=1 Then
Do
Print Spc(3); "Bank (Preset=1, Internal=2, Cartridge=3) = ";
Input B%
@Check_range(1,3,B%)
Exit If In_range%
Loop
Do
Print Spc(3); "Program Number (1-16) = ";
Input T%
@Check_range(1,16,T%)
Exit If In_range%
Loop
Goto Dun
Endif
If Czt%=2 Then
Do
Print Spc(3); "Source (Preset=1, Memory=2) = ";
Input B%
@Check_range(1,2,B%)
Exit If In_range%
Loop
Do
Print Spc(3); "Bank (A=1, B=2, C=3, D=4) = ";
Input S%
@Check_range(1,4,S%)
Exit If In_range%
Loop
Do
Print Spc(3); "Program Number (1-8) = ";
Input T%
@Check_range(1,8,T%)
Exit If In_range%
Loop
T%=8*(S%-1)+T%
Goto Dun
Endif
B%=1
Print Spc(3); "Program # = ";
Input T%
Dun:
Print
Vprg(I%)=32*(B%-1)+T%-1
Next I%
Sp1%=Sp%(0)
Sp2%=Sp%(1)
Sp3%=Sp%(2)
Rem Subroutine to set up mono playing mode for CZ
Gosub Monoset(Mc%,Nsplit%,Vprg)
Cls

```

D

```

Print "CZ setup complete - ready to play."
Print "Press PORTAMENTO ON/OFF button on CZ to end program"
Rem Real-time MIDI data processing section
A:
Rem Get current MIDI byte
B%=Inp(3)
B:
Rem If it is Portamento button on/off then branch to exit
If B%=176+Mc% Then
Goto X
Endif
Rem Test for note on command
If B%<144+Mc% Then
Rem Not a note on - pass it straight through to CZ
Out 3,B%
Goto A
Else
Rem Note on processing section
Rem Get following MIDI key data byte (tells what note was pressed)
T%=Inp(3)
C:
Rem Determine what keyboard area the note was in and set up for the
Rem corresponding patch to sound
If T%=>Sp1% Then
Out 3,144+Mc%
Goto D
Endif
If T%=>Sp2% Then
Out 3,145+Mc%
Goto D
Endif
If T%=>Sp3% Then
Out 3,146+Mc%
Goto D
Endif
Out 3,147+Mc%
D:
Rem Send the note on MIDI key data byte to the CZ
Out 3,T%
Rem Get the note on velocity data byte
T%=Inp(3)
Rem And send it right back to the CZ
Out 3,T%
Rem Test next MIDI byte for command byte or another note on data pair
T%=Inp(3)
If T%<128 Then
Rem It was another note on event
Goto C
Else
Rem It was a new command byte
B%=T%
Goto B
Endif
Endif
X:
Rem Exit gracefully - first clear out the MIDI pipeline
While Inp(3)>0
T%=Inp(3)
Wend
Rem Return Local control to the CZ keyboard
Out 3,176+Mc%
Out 3,122
Out 3,127
Rem Reset the Portamento on/off button
Out 3,176+Mc%

```



```

E
Out 3,65
Out 3,0
Rem Return CZ to poly playing mode
Out 3,176+Mc%
Out 3,127
Out 3,0
Rem See if user wants to run program again
Print
Input "Would you like to start again (N to exit)";A$
If Left$(A$,1)="N" Or Left$(A$,1)="n"
  Showm
  Edit
Endif
Goto Begin_program
Rem Procedure to set up CZ in N+1 separate monophonic voices
Rem (Max # of voices is 4)
Procedure Monoset(Mc%,N%,Vprg)
  Rem Mc = base MIDI channel that CZ receives on
  Rem N = # of voices - 1
  Rem Vprg = array with patch ID program values for the N+1 voices
Rem
Rem First turn off local keyboard control, all notes will now
Rem come solely from MIDI in to the CZ

```

CZ Overlay real-time MIDI special effects

Article on page 51

A LISTING 2

```

Rem Program CZOVERLY
Rem By Jim Pierson-Ferry
Rem (C) 1988 Antic Publishing
Rem
Rem Overlay up to 4 separate mono voices on the CZ (1 base + 3 overlays)
Rem Each of the overlay voices can be offset up/down the scale from
Rem the base voice (e.g. play octave or fifth apart)
Rem
Rem
Hidem
Option Base 0
Dim Vprg(3),Ov(3)
Begin_program:
Rem Initialize overlay offset and patch number arrays
For I=0 To 3
  Ov(I)=0
  Vprg(I)=0
Next I
Cls
Rem Get CZ MIDI channel for sending
Do
  Input "Enter MIDI base channel (1-13) ":Mc%
  @Check_range(1,13,Mc%)
  Exit If In_range%
Loop
Mc%=Mc%-1
Rem Identify brand of CZ synth for use in selecting patch programs
Print "What is your brand of CZ synth: "
Print Spc(3);"1 = CZ-101/1000"
Print Spc(3);"2 = CZ-3000/5000"
Print Spc(3);"3 = Other (CZ-230S/CZ-1)"
Do
  Input "What is your brand (1, 2, or 3) ":Czt%
  @Check_range(1,3,Czt%)
  Exit If In_range%
Loop

```

```

F
Out 3,176+Mc%
Out 3,122
Out 3,0
Rem Set CZ to Mono mode
Out 3,176+Mc%
Out 3,126
Out 3,4
Rem Set the N+1 patches for MIDI channels Mc thru Mc+N
For I=0 To N%
  Out 3,192+Mc%+I
  Out 3,Vprg(I)
Next I
Rem Clear out the MIDI pipeline before starting to play
While Inp?(3)<>0
  B%=Inp(3)
Wend
Return
Procedure Check_range(Lo%,Hi%,Number%)
  In_range%=(Number%>=Lo%) And (Number%<=Hi%)
  If Not In_range%
    Print "Please enter a number in the correct range."
  Endif
Return

```

B

```

Cls
Rem Get number of overlay voices, their offset (in MIDI key terms) from
Rem the base voice and their associated patch program numbers
Do
  Input "Enter # of overlay voices (1-3) ":Nover%
  @Check_range(1,3,Nover%)
  Exit If In_range%
Loop
For I=1 To Nover%
  Print Spc(3);"Enter MIDI key offset for overlay voice #";I;
  Input Ov(I)
Next I
Cls
For I=0 To Nover%
  Print "Enter selection for voice #";I+1
  If Czt%=1 Then
    Do
      Print Spc(3);"Source (Preset=1, Internal=2, Cartridge=3) = ";
      Input B%
      @Check_range(1,3,B%)
      Exit If In_range%
    Loop
  Do
    Print Spc(3);"Program Number (1-16) = ";
    Input T%
    @Check_range(1,16,T%)
    Exit If In_range%
  Loop
  Goto Dun
Endif
If Czt%=2 Then
  Do
    Print Spc(3);"Source (Preset=1, Memory=2) = ";
    Input B%
    @Check_range(1,3,B%)

```

continued on next page


```

Exit If In_range%
Loop
Do
Print Spc(3); "Bank (A=1, B=2, C=3, D=4) = ";
Input S%
@Check_range(1,4,S%)
Exit If In_range%
Loop
Do
Print Spc(3); "Program Number (1-8) = ";
Input T%
@Check_range(1,8,T%)
Exit If In_range%
Loop
T%=8*(S%-1)+T%
Goto Dun
Endif
B%=1
Print Spc(3); "Program # = ";
Input T%
Dun:
Print
Vprg(I)=32*(B%-1)+T%-1
Next I
Rem Subroutine to set up mono playing mode for the CZ
Gosub Monoset(Mc%,Nover%,Vprg)
Cls
Print "CZ setup complete - ready to play."
Print "Press PORTAMENTO ON/OFF button on CZ to end program"
Rem Real-time MIDI data processing section
A:
Rem Get current MIDI byte
B%=Inp(3)
B:
Rem If it is Portamento button on/off then branch to exit
If B%=176+Mc% Then
Goto X
Endif
Rem Test for note on command
If B%<>144+Mc% Then
Rem Not a note on - pass it straight through to CZ
Out 3,B%
Goto A
Else
Rem Note on processing section
Rem Get the following MIDI key data byte (tells what note was pressed)
T%=Inp(3)
C:
Rem Get the note on velocity data byte
V%=Inp(3)
Rem Turn on the base and overlay voices
For I=0 To Nover%
Out 3,144+Mc%+I
Rem For each voice add the offset to the note on key data byte
Out 3,I%+Ov(I)
Out 3,V%
Next I
Rem Test next MIDI byte for command byte or another note on data pair
T%=Inp(3)
If T%<128 Then
Rem It was another note on event
Goto C

```

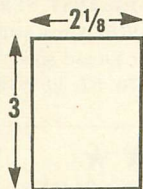
```

D
Else
Rem It was a new command byte
B%=T%
Goto B
Endif
Endif
X:
Rem Exit gracefully - first clear out the MIDI pipeline
While Inp(3)<>0
T%=Inp(3)
Wend
Rem Return Local control to the CZ keyboard
Out 3,176+Mc%
Out 3,122
Out 3,127
Rem Reset the Portamento on/off button
Out 3,176+Mc%
Out 3,65
Out 3,0
Rem Return CZ to poly playing mode
Out 3,176+Mc%
Out 3,127
Out 3,0
Rem Find out if user wants to run program again
Input "Would you like to start over (N to exit)",A$
If Left$(A$,1)="N" Or Left$(A$,1)="n"
Showm
Edit
Endif
Goto Begin_program
Rem Procedure to set up CZ in N+1 separate monophonic voices
Rem (Max # of voices is 4)
Procedure Monoset(Mc%,N%,Vprg)
Rem Mc = base MIDI channel that CZ receives on
Rem N = # of voices - 1
Rem Vprg = array with patch ID program values for the N+1 voices
Rem
Rem First turn off local keyboard control, all notes will now
Rem come solely from MIDI in to the CZ
Out 3,176+Mc%
Out 3,122
Out 3,0
Rem Set CZ to mono mode
Out 3,176+Mc%
Out 3,126
Out 3,4
Rem Set the N+1 patches for MIDI channels Mc thru Mc+N
For I=0 To N%
Out 3,192+Mc%+I
Out 3,Vprg(I)
Next I
Rem Clear out the MIDI pipeline before starting to play
While Inp(3)<>0
B%=Inp(3)
Wend
Return
Procedure Check_range(Lo%,Hi%,Number%)
In_range%=(Number%>=Lo%) And (Number%<=Hi%)
If Not In_range%
Print "Please enter a number in the correct range."
Endif
Return

```




SHOPPERS MARKET DISPLAY ADVERTISING



Antic Rates

B/W 1X	460.
B/W 3X	850.
B/W 6X	1525.

Have your ad displayed
with other industry advertisers

CONTACT
Karen Gorden
(415) 957-0886



TIRED OF TYPING? BUGGED BY DEBUGGING?

GET ALL THE PROGRAMS WITH ANTIC ON DISK!
MORE THAN 40% OFF REGULAR PRICE!

ANTIC'S MAGAZINE DISK ONLY \$5.95
(plus 2.00 shipping and handling)

FOR SAME DAY SERVICE CALL
(415) 957-0886 between 8am and 3pm

Ask for the DISK DESK.

Use your Visa or Mastercard.

Or send check or money order to:

ANTIC PUBLISHING

544-2ND ST.

SAN FRANCISCO, CA 94107

AN OPPORTUNITY UNLIKE ANY OTHER



The nation's leading computer camp offers all traditional camping activities and camaraderie in a beautiful setting. Your child will have exclusive use of a major brand microcomputer for at least 6 hours every day. 1, 2, 3 and 8 week co-ed sessions for ages 8-18.

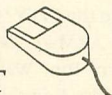
An experienced staff ratio of one to three and a computer ratio of one to one uncaps the creativity of young people. Students receive hands-on experience in robotics, graphics, lasers, sound, languages, telecommunications and more. For free brochure contact:

Call (317) 297-2700 or write to
MIDWEST COMPUTER CAMP
9392 Lafayette Road, Unit G4
Indianapolis, IN 46278

CIRCLE 014 ON READER SERVICE CARD

Education by mouse...

Quiz Plus \$29 for Atari ST



QuizPlus is a 100% mouse-driven quiz and tutorial administering program. The PLUS: QuizPlus can mix DEGAS-format graphics into your presentation or quiz.

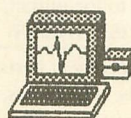
In minutes, you easily convert your pre-existing quiz or text files for use with QuizPlus, using a standard word-processor. If you want, add a few DEGAS-format pictures or diagrams. Your quiz becomes a colorful computer-education program!

See it at your Atari dealer,
or order direct from:

Mad Scientist Software
2063 North 820 West, Pleasant Grove, UT
84062.

VISA/MC orders call 801-785-3028.

CIRCLE 062 ON READER SERVICE CARD



An incredible simulation

Cardiac Arrest!

Complete with binder
and manual for \$69

There's nothing like Cardiac Arrest! You interpret the history, on-screen EKG, lab data, and vital signs, then give treatment orders in plain English. Doctors and nurses use it to train and certify as ACLS (Advanced Cardiac Life Support) providers, yet the excellent manual allows computer buffs to enjoy it as a challenging medical adventure. Caution: requires brain cells. IBM, Apple II+/c/e, Atari ST, Atari XL/E.

"impressive and amazingly complete" Antic, May 1987
"both highly educational and fun to play" ST World,
May 1987

Other software: ACLS Protocols, \$29. EKG Teaching, \$29. CardioQuiz, \$19. Blood Gases, \$24. QuizPlus, \$29. Demo, \$7. Ask about the ACLS Package (includes Cardiac Arrest!) for \$109. Order direct!

Mad Scientist Software

2063 N. 820 W., Pleasant Grove, UT 84062

Visa/MC orders call 801-785-3028

CIRCLE 061 ON READER SERVICE CARD

THE AMAZING NEW VOICE MASTER Jr.

Turns your
COMPUTER
into a TALKING
AND LISTENING
SERVANT

\$39.95



Get speech output and voice recognition in ONE product. Voice Master Jr. is easy to use with new commands added to BASIC. A music bonus lets you write and compose by whistling the tune! Unlimited uses for fun, education, practical applications. Demo programs included. Price only \$39.95 including software and manual. A Patented price/performance breakthrough!

TO ORDER BY MAIL include \$4 shipping & handling (\$6 Canada, \$12 overseas) per order. Visa, MasterCard phone orders accepted. Available for C64/128 and Atari 800/800XL/130XE. Specify when ordering. 30 day money back guarantee, one year warranty. Other enhanced voice I/O systems are available for Commodore, Apple, and IBM computers.



Call or write today for FREE Product Catalog

COVOX INC. (503) 342-1271
675 Conger St., Eugene, Oregon 97402

CIRCLE 010 ON READER SERVICE CARD

Discover the secrets That the experts DON'T want you to know!

Now you can delve into the programs written by the BIG developers, and actually FORCE them to give up their secrets!

With MLTMDIS, a TRIPLE-PASS DISASSEMBLER for the 8 bit ATARI computers, you can actually LIST as SOURCE CODE any machine language program. MLTMDIS includes all system labels as well as your own. MLTMDIS actually CREATES ITS OWN LABELS and inserts them in the source code. You can make the listing in either AMAC or MAC 65 format, and if you send it to a diskette file, you can even change it and re-assemble it!

MLTMDIS is a sophisticated piece of software that has been used by professionals to unlock the secrets of competitors' products. MLTMDIS is 100% machine language, and extremely fast!

Send only \$15.95 + \$1 postage and handling to
PMW Technology, 1140 N. Higley, Suite 109-310,
Mesa, AZ 85205 (add \$2.90 for COD).

Phone (602) 981-8550

Arizona residents add 6.5% sales tax

AMAC is a trademark of ATARI Inc.
MAC-65 is a trademark of Optimized Systems Software, Inc.

CIRCLE 018 ON READER SERVICE CARD

New! 3-D Graphic WW1 Sea Game

Now play "Destroyer Warship" on your XL/XE Computer System! It is a WWII arcade type Sea Battle against Japan! You are captain and protect Midway Island and the Shipping Lanes! Its a hard war if you can take it! Play it! Be a hero and play "Destroyer Warship"! * Now Only! \$14.95 + 2.95 shipping & handling. (Continental U.S.). * Requires XL/XE, joysticks & 1050 drive.

New! "Lem Landing Simulator & Fastbudget". Land the LEM on the planets or figures your budget! (Order Yours Today!)

* LEM Landing Simulator & Fastbudget
* Now Only \$9.95 + \$2.95 shipping & handling. (Continental U.S.).

* Requires XL/XE, joystick & 1050 drive.

64K

* Cashier's Check or Money Order only!

* Michigan Residents add 4% Sales Tax.

Send To: IntelaSoft

P.O. Box 102

St. Charles, MI 48655

Prices are subject to change without notice.

Due to low prices all sales are final.

CIRCLE 005 ON READER SERVICE CARD

Antic Classifieds

SOFTWARE

Atari ST Public Domain Disks Over 400 available. \$4.00 each. 800/XL/XE Disks also available \$3.00 each. Telephone support. Same Day Shipping. Visa/MC welcome. Send large SASE or call for catalog. Specify computer. Brad Roltgen Enterprises, 6210 N. First, Suite 130-AN, Fresno, CA 93710. (800) 622-7942, (209) 432-2159 in CA. (6/88)

NO THRILLS INTERFACE

XL/XE computers can have a cheap way to hook-up IBM drives. Will be shipping in 6 weeks. Advanced orders are now being taken. \$99 + \$3 shipping (normal price \$130). IRATA VERLAG, 1272B Potter Dr., Colorado Springs, CO 80909. (6/88)



GOOD STUFF! ATARI ST & PC PUBLIC DOMAIN SOFTWARE. Best value for your money: 140 ST disks & 500 PC. Rent entire ST library for as low as \$1.45/disk & FREE SHIPPING! Call today for free catalog: 1-800-327-2540 or write COMPUTER SOLUTIONS NW, PO Box 446, Benzonia, MI 49616. (6/88)

AMAZING ATARI 8-BIT SOFTWARE!!!

Choose from over 240 Public Domain Theme Disks or pick individual programs. Free 55 page Catalog! BELLCOM, Box 1043-A, Peterborough, Ontario, Canada K9J 7A5. (7/88)

Powerful Software for all 8-bit Atari Computers. Send \$1.00 for list to Dennis Bishop PO Box 453, Ramona, CA 92065. (6/88)

\$\$\$WIN with Thoroughbred/Harness, Greyhound Handicapping Software . . . \$52.95. Football, Baseball, Basketball Handicapping Software . . . \$52.95 each. Software Exchange, Box 5382-AN, W. Bloomfield, MI 48033. Free information. (313) 626-7208. VISA/MC. Orders: 1-800-527-9467. (7/88)

DISK-A-MONTH PROGRAM—Receive the latest/best public domain releases automatically—monthly—for your 8-bit or ST computer. Twelve monthly disks packed with applications, utilities, games, tutorials—all in ARCED format—the most for your money. Subscribers receive extra disks twice each year. Only \$39.95 for annual subscription; \$3.50 for sample. VISA/MASTERCARD holders call 800-862-2345 (dialtone) then dial "PAT" to subscribe, or send check/money order to PATNOR, POB 370782, El Paso, TX 79937. (8/88)

Fountain of the Gods! Can you explore all the chambers? ML 8-bit vr. only \$13.50. 2 sides, updates and support. Send to Joe Butner, 4005 Rogers St., Oak Hill, WV 25901. (6/88)

FREE CATALOG! Atari replacement parts, custom chips, service manuals, schematics, diagnostics, upgrades, books, software, accessories, and more for every Atari product! 805/489-3700 Electronic Dimensions, PO Box 1846, San Luis Obispo, CA 93406. (6/88)

AAPDS offers a demo and a catalog disk for \$3. Send to 6-18th Edgemoore Hutchinson, KS 67502. 150 SD/DS disks listed. (6/88)

GAMING LANGUAGE-SPI

Easy to program. Graphics, PM, and sound at near MACHINE LANGUAGE SPEED. REQ, 48 + disk drive. Send \$29.95 to SPI, 9512 WESSEX PLACE, LOUISVILLE, KY 40222. (6/88)

BEST PD DISKS/PRICES-FASTEST SERVICE-FREE- Bonuses. 8Bit and ST. Great sample disk with catalog \$3.50. Please specify computer. PATNOR, POB 370782, El Paso, Texas 79937. (8/88)



Stop overpaying for P.D. software!!! ALL 8-bit disks only \$2.00 each, ST only \$3.00. Quantity discounts, great selection. Specify computer. Send large SASE: MWPDs, 890 N. Huntington St., Medina, OH 44256. (6/88)

COMPREHENSIVE COMIC BOOK SYSTEM! ATARI 8-bits with 48-K & disk drive. Excellent manual! \$19.95. SASE = More info. BUECO, 3900 Hampton Dr., Anchorage, AK 99504. (6/88)

ARM+ C & D (maps)

Lost in the CITY? Can't find that last Guild? You need ARM+C, \$4.95. Includes every Bank, Tavern, Inn, Wall, etc. plotted on a detailed map. Plus Journal Log Sheet for accurate record keeping. Too dark in the Dungeon? Get ARM+D, \$5.95. All maps are for ALTERNATE REALITY (tm) players. Rush payment to: MARS MERCH., Maps Dept., 15W615 Diversey, Elmhurst, IL 60126-1257. PH:(312) 530-0988. (7/88)

New!

**An Ad In Antic
Reaches
More Than
100,000
Serious
Atari Users.**

Classifieds

**BUY-SELL-
TRADE-SWAP
IN THE CLASSIES**

Antic Classifieds

Karen Gordon, Advertising Sales Coordinator
544 Second Street, San Francisco, CA 94107
Telephone (415) 957-0886

Name	Company
Address	Phone
City/State/Zip	
MasterCard/ Visa Number	Expiration Date
Signature	Issue(s) Ad To Appear

Enclosed is my payment for \$ _____.

RATE: \$1.00 PER WORD—twenty (20) word minimum.

BOLDFACE: Add \$7.50 per line for boldface words or add \$40.00 for the entire ad set in boldface (any number of lines).

STARS: Add \$6.50 for one (1) line of six (6) stars ★★★★★ at top of ad.

TERMS: Prepayment is required. Check, Money Order, Visa or MasterCard is accepted. Make check payable to Antic Publishing.

FORMS: Ads are subject to publisher's approval and **MUST BE TYPED**. Please underline words to be set in boldface.

GENERAL INFORMATION: Advertisers using Post Office Box numbers in their ads must supply permanent address and telephone numbers. Ad will appear in the next available issue after receipt unless otherwise specified.

DEADLINE: 90 days prior to cover date (e.g., August 1988 closes May 1, 1988—August issue on sale July 1, 1988).

Clip this coupon, attach to typewritten copy and send with remittance to address above.

HANDWRITTEN COPY WILL NOT BE ACCEPTED.

Advertisers List

Be sure to mention ANTIC when contacting these advertisers—all of whom support the Atari 8 bit and ST computer.
This list is provided as a courtesy to our advertisers. ANTIC does not guarantee accuracy or comprehensiveness.

	READER SERVICE NO.	PAGE NO.		READER SERVICE NO.	PAGE NO.
Abbys	002	8	Innovative Concepts	012	77
Alpha Systems	001	10	Intelasoft	005	77
American Technavision	003	1	Jesse Jones		50
Antic		32	Lyc0 Computer	019	2
Antic		55	Lyc0 Computer	020	58,59
B & C Computervisions	006	26	Mad Scientist	061	77
Compuserve	007	63	Mad Scientist	062	77
Computability	008	22,23	Mark Williams	021	BC
Computer Mail Order	004	6, 7	Microtype	031	61
Computer Repeats	009	50	Midwest Computer Camp	014	77
Covox Company	010	77	P & W Technologies	018	77
Dr. T's Music Software	011	28	Proco Products	036	28
Firebird	028	IBC	Prospero Software	015	57
Firebird	030	25	Software Discounters	040	31
General Electric		24	Springboard Publishing	023	5
ICD, Inc.	032	13	START		48
ICD, Inc.	033	15	Timeworks	029	IFC
ICD, Inc.	034	17	Twentyfifth Century	016	30
ICD, Inc.	035	19	Wizztronics	025	30

Advertising Sales

Phoebe Thompson Associates
Phoebe Thompson
408-356-4994

The Pattis Group
Michael Mooney
312-679-1100

Phoebe Thompson Associates
15640 Gardenia Way
Los Gatos, CA 95030
PHOEBE THOMPSON
408-356-4994

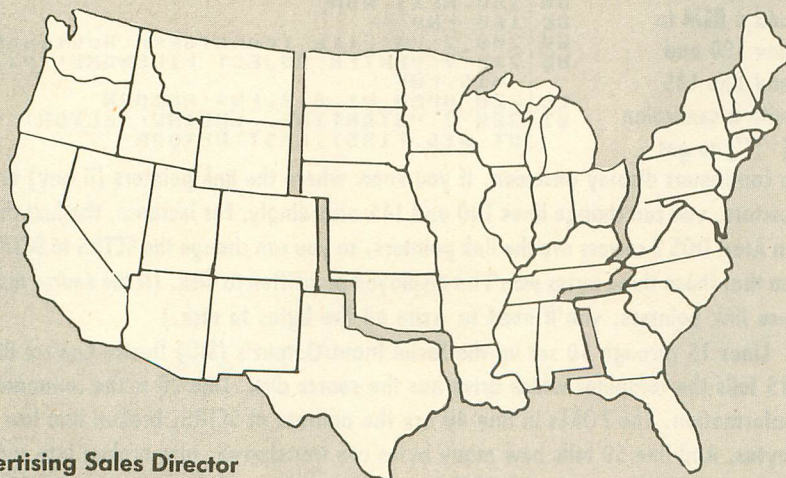
The Pattis Group
4761 W. Touhy Ave.
Lincolnwood, IL 60646
MICHAEL MOONEY
312-679-1100

Garland Associates
10 Industrial Park Rd.
Hingham, MA 02043
JOHN A. GARLAND
617-749-5852

Advertising Sales Director
John Taggart
Antic Magazine
544 Second Street
San Francisco, CA 94107
(415) 957-0886

Garland Associates
John A. Garland
617-749-5852

Address all advertising materials to:
DEBRA K. STELLA
Advertising Production Coordinator
Antic Magazine
544 Second Street
San Francisco, CA 94107



Tech Tips

By CHARLES JACKSON, *Antic* Technical Editor

Antic pays \$25 for every original and exclusive Tech Tip submission that we publish. Send your 8-bit or ST disk and printout to: Antic Tech Tips, 544 Second Street, San Francisco, CA 94107. Tech Tips welcomes very short programs that demonstrate the Atari's powers, simple hardware modifications, or useful macros for popular software.

MAKE A MEM.SAV

A MEM.SAV file on your DOS disk can be extremely useful, especially if you're using the 130XE RAMdisk. You can work on your program, go to DOS for whatever reason, return to BASIC, and voila—your program has remained in memory.

But what if your disk doesn't have a MEM.SAV? You could do one of two things: SAVE the file you're working on using whatever filename you like, use DOS, then reLOAD the file upon your return to BASIC; or—and this is even simpler—type the following line in immediate mode (that is, without a line number): OPEN #1,8,0,"D1:MEM.SAV":END

When you type DOS from BASIC, your Atari loads DUP.SYS into memory. In the process, it overwrites about 6K of the memory area that holds your BASIC program. A MEM.SAV file—if you have one on your disk—prevents this.

The part of your program that would normally be displaced by DUP.SYS is saved automatically in a file called MEM.SAV. Once DOS has copied your program into MEM.SAV, the DOS menu will appear. (Note that some Copy functions will not work when you're using a MEM.SAV.)

When you're through, DOS will use the MEM.SAV file to restore your BASIC program to your previous state when you return to BASIC.

DOS 2 TRANSFUSION

O

nce in a while, somebody sends

Antic an article on a disk which uses an operating system other than DOS 2.0S or 2.5. (Please don't.—ANTIC ED) We cannot read these submissions without a conversion utility or some other programming acrobatics.

In order to use a recent review sent on a DOS 4 disk, we came up with this "quick-and-dirty" program that reads a user-specified range of sectors from one disk (any DOS), converts the contents of each sector into a 128-byte string, displays the string, then stores it in a DOS 2.0S disk file.

This program needs two disk drives, or one physical drive and one RAMdisk. It does not transfer files, or even sectors, but, rather, 128-byte chunks of information. The program works with files in any format: Letter Perfect, Write 80, even DOS 3.

Don't type the
TYPO II Codes!

The DOS 2 Transfusion program is quite flexible. You can add a REM statement to lines 5 and 140, for instance, to get just a screen display (or you can just enter "S:" as the DOS 2 filename). You can add a REM to line 100 and end line 145 with a semicolon (";") to get

```


OH 1 DIM SCTR$(128),FN$(15)
OD 5 GOSUB 200
VI 6 GOSUB 300:FOR NUM=FIRST TO LAST:SCTR
$ (1)="":SCTR$(128)=SCTR$:SCTR$(2)=SCTR
R$
TG 8 AD=ADR(SCTR$):ADHI=INT(AD/256):ADLO=
AD-(ADHI*256)
VC 10 REM READ A SECTOR INTO A STRING
ZS 15 POKE 769,1:REM DISK#
ZC 20 POKE 770,82:REM READ SECTOR
LD 30 POKE 771,64:REM READ SECTOR DATA
SH 40 POKE 772,ADLO:POKE 773,ADHI:REM AD
DRESS OF STRING
OV 50 POKE 776,128:POKE 777,0:REM # OF
BYTES
JW 60 POKE 766,1:REM DISPLAY CTRL CODES
LE 100 ? "SECTOR #";NUM
IZ 110 NUMHI=INT(NUM/256):NUMLO=NUM-(NUM
HI*256)
BU 120 POKE 778,NUMLO:POKE 779,NUMHI
NF 130 JNK=USR(ADR("H 50"))
JJ 135 REM (ASCII equivalents for the abo
ve string are: 104, 32, 83, 228, 96)
OG 140 ? #1:SCTR$;
ZG 145 ? SCTR$
BM 150 NEXT NUM
OC 160 END
QU 200 ? "File Transfuser Routine"
HE 210 ? "ENTER OBJECT FILENAME: ";:INPUT
#16, FN$
LL 220 OPEN #1,8,0, FN$:RETURN
BI 300 ? "STARTING, ENDING SECTOR: ";:INP
UT #16, FIRST, LAST:RETURN
  
```

a continuous display onscreen. If you know where the link pointers (if any) are in your sectors, you can change lines 140 and 145 accordingly. For instance, the last three bytes in Atari DOS 2 sectors are the link pointers, so you can change the SCTR\$ to SCTR\$(1,125) so that those three bytes won't be displayed or written to disk. (If the source disk doesn't use link pointers, you'll need to write all the bytes to disk.)

Lines 15 through 50 set up the Serial Input/Output's (SIO) Device Control Block. Line 15 tells the computer which drive has the source disk. Line 20 is the command to read information. The POKEs in line 40 are the address of SCTR\$, broken into low and high bytes. And line 50 tells how many bytes are transferred, also broken into Lo/Hi bytes.

Again, this program isn't built for just one disk drive. Perhaps, however, you can figure a way to do it and publish the result in Tech Tips. (Hint: use buffered I/O.)

DOS 2 Transfusion isn't really a program per se, but rather a routine that can be used in many different settings. How you use it is up to you. (See ABC's of Atari computers by David Mentley (Datamost Press) and Mapping the Atari by Ian Chadwick (Compute! Publications) for more information on these routines.—ANTIC ED)



CARRIER COMMAND

BRUTE FORCE

In the 22nd century, the Aircraft Carrier does more than launch planes. At close range or miles away, its ability to inflict damage is staggering. Breakthrough propulsion systems put its top speed at over 60 knots. Space age defense and 360-degree turret mounted laser cannons make it virtually invincible.

From the bridge of the future you control the ship itself, a squadron of remote fighters, an amphibious assault division, and a huge array of onboard weapons systems.

- Protect your ship with defense drones and 360-degree turret-mounted laser cannon with telephoto tracking.
- Conduct your war maneuvers in a huge territory that includes 64 islands. Your goal is to capture the enemy complex and destroy its forces.
- Take on the enemy carrier, run a gauntlet of missiles and confront futuristic naval threats.
- Dispatch the amphibious assault division to establish beachheads, capture airstrips and missile silos.
- 3D solid-filled graphics, smooth scrolling land and sea-scapes, and great sounds and special effects.

Carrier Command. A step ahead of simulations.

Available now on Atari ST.
Coming soon on Amiga, C64, Mac and IBM.

REALTIME GAMES SOFTWARE
LIMITED




Rainbird and Rainbird Logo are registered trademarks of British Telecommunications PLC

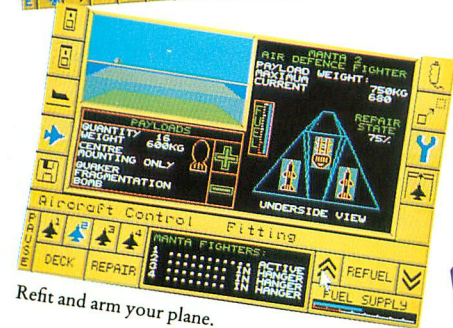
Atari ST® Atari Corporation.
Amiga® and C64® Commodore Business Machine Inc.
Mac® and Apple II® Apple Computers Inc.
IBM® International Business Machine Corporation.



Assault Carrier brought into view.



Fly behind the lead fighter of the squadron.



Refit and arm your plane.



Screenshots from Atari ST.
Telecom Soft, P.O. Box 2227, Menlo Park, California 94026.

CIRCLE 028 ON READER SERVICE CARD

Mark Williams Raises C Programming To A New Level.

New source level debugger, *csd*, cuts development time in half!

Now, on top of the world's best C compiler, Mark Williams brings you *csd*, the world's only source level debugger for the Atari ST!

With *csd*, you actually debug in C. Forget about trying to find bugs in clunky assembler and struggling with long dumps. *csd* gives you the interactive advantages of an interpreter plus the speed of a compiler. An indispensable companion for Mark Williams C.

Reviewers have been raving about the IBM version of *csd* for years:

"csd is close to the ideal debugging environment... a definite aid to learning C and an indispensable tool for program development."

—William G. Wong, *BYTE*

"This is a powerful and sophisticated debugger built on a well-designed, 'serious' compiler."

—Jonathan Sachs, *Micro/Systems Journal*

FEATURES

Mark Williams C For the Atari ST

- ★ New! Resource Editor includes compiler/decompiler for direct access to resource text
- ★ New! Peephole optimization—faster compile times and faster code
 - Full access to AES/VDI libraries with complete documentation and examples
 - Source and object code for RAM disk cuts compile time in half
 - Integrated edit/compile cycle: editor automatically points to errors.
 - MicroEMACS full-screen editor with commented source code
 - Full K & R plus ANSI extensions
 - Microshell Command Processor, a powerful UNIX style shell
 - Complete symbolic debugger and assembler

- Powerful utilities: make, linker, archiver, egrep, sort, diff and more
- Over 600 pages of documentation with more than 100 sample programs

New! *csd* C SOURCE DEBUGGER:

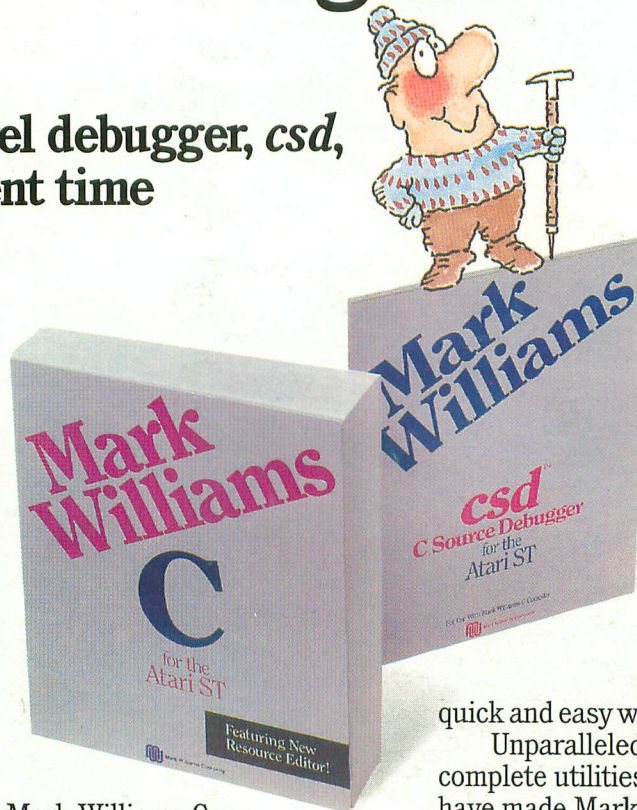
- Cuts development time in half!
- Debug in C source code not assembler
- Provides separate source, evaluation, program and history windows
- Ability to set trace points and monitor variables
- Can interactively evaluate any C expression
- Can execute any C function in your program
- Trace back function
- On-line help screens

MARK WILLIAMS C FOR THE ATARI ST: \$179.95

csd C SOURCE DEBUGGER: \$69.95*

60 DAY MONEY BACK GUARANTEE

*Introductory price—good through May 31, 1988



WE'VE UPPED COMPILER PERFORMANCE, TOO!

Our new **Resource Editor** makes creating window driven interfaces with icons, alerts, pull down menus and dialogue boxes a snap. And its exclusive compiler/decompiler lets you directly access resources, making changes quick and easy while simplifying project management.

Unparalleled compiler speed, fast, compact code, complete utilities and outstanding documentation have made Mark Williams C the preferred compiler for the Atari ST. Reviewers enthusiastically agree:

"Mark Williams C may be the best implementation of C on the Atari ST to date... not only for the experienced, professional developer, but also for the weekend programmer."

—George Miller, *COMPUTE!'S Atari ST Disk and Magazine*

"... the all-around best choice for serious software development on the ST."

—Douglas Weir, *Analog Computing*

COUNT ON AN UPSTANDING REPUTATION.

Mark Williams has been producing and improving quality programming tools since 1976. A good reason why the Mark Williams C compiler is the one chosen by Atari. And just one more reason you should choose Mark Williams, too.

SPECIAL UPDATE OFFER AVAILABLE NOW!

If you already own Mark Williams C, a special update offer is available for version 3.0 and *csd* by calling Mark Williams. If not, there's never been a better time to ask your Atari dealer about Mark Williams C and *csd*. Or you can order by calling 1-800-MWC-1700.

(In Illinois, 1-312-472-6659)



1430 W. Wrightwood, Chicago, IL 60614

© 1988 Mark Williams Company

CIRCLE 021 ON READER SERVICE CARD